



Du Mor

SITE FURNITURE CATALOG • 2024




















40
YEARS
1984 - 2024

TABLE OF CONTENTS

INTRODUCTION	1-5	BIKE RACKS	116-118
DUMOR COLLECTIONS Families of benches, receptacles, planters, and tables coordinated by matching style	6-69	GRILLS & ASH URNS	119
POST MOUNT BENCHES Wood or recycled plastic park style benches	70-77	BOLLARDS	120
LITTER AND RECYCLING RECEPTACLES	78-89	CUSTOM PLAQUES	121
CHAIRS AND TABLES	90-111	CUSTOM PRODUCTS	122-127
PLANTERS	114-115	SUSTAINABILITY COMMITMENT	128
		NUMERICAL PRODUCT INDEX	129

DUMOR COLLECTIONS INDEX

 Benches: 490, 491, 492, 493, 494, 495, 496, 497, 498	8-13	 Benches: 282, 283, 284, 285, 446, 447	34-37	 Benches: 500, 501 Receptacle: 502	54-55
 Benches: 93, 95	14-15	 Benches: 160, 164, 165, 166, 168, 173	38-41	 Benches: 470, 471, 472, 473 Receptacle: 474 Table: 475	56-59
 Benches: 94, 117, 118 Receptacle: 17	16-19	 Benches: 190, 191 Receptacle: 429	42-43	 Benches: 59, 104 Receptacle: 89	60-61
 Benches: 19, 57, 58, 91, 92, 106 Receptacles: 102, 124 Table: 443 Planter: 122	20-25	 Benches: 185, 186, 194, 195 Receptacles: 196, 187	44-47	 Benches: 520, 521, 522, 523, R520, R521, 528, WR520, WVR521, W520, W521, W522, W523, 524 Table: 525, 526	62-68
 Benches: 140, 143, 144, 162 Receptacles: 148, 152	26-31	 Benches: 505, 506, 507	48-51	 Contour Strap Curved Benches: RI58, R92, RI119, R120, RI93, R95, RI446, R283, RI93P, R95P, RI140, R144	69
 Benches: 119, 120	32-33	 Benches: 270, 271 Receptacle: 272	52-53		

NEW FOR 2024, WE HAVE EXPANDED THE 520 SERIES TO ALSO INCLUDE A FORMED LASER-CUT STEEL SEATING SURFACE. STRAIGHT, CURVED, OR CONTINUOUS, EACH STRAP IS LASER CUT TO MAINTAIN EQUAL SPACING. ENDLESS POSSIBILITIES NOW WITH A METAL SEAT.



THERMALLY MODIFIED WOOD

Thermally Modified Red Oak utilizes a specialized process in which the wood is heated (using steam) to a very high temperature to transform it on a molecular level into a highly-durable outdoor material. With thermal modification the lumber undergoes a fundamental change – in which the sugars and starches caramelize making the wood a non-food source and the wood cell walls lock into place preventing the wood from absorbing water like that of unmodified wood. Model Number Designation -TMR



THERMALLY MODIFIED RED OAK

WOOD

DuMor has selected the highest grade woods available for use on our products. "C" & Better Douglas Fir and Ipe are offered as standard wood options. Douglas Fir will be delivered coated in a clear preservative. Due to its density and estimated longevity, left uncoated, Ipe will be delivered in its natural state without preservative. Model Number Designation -I (Ipe) and D (Douglas Fir)



IPE




DOUGLAS FIR

As a natural product of our environment, wood will weather when placed outdoors. Signs of weathering include splitting, checking, and changing color. These are not covered by DuMor's warranty. Wood colors will vary. Please note that due to variations in photographic reproductions, natural wood grains and colors shown throughout may not be exact.

WOOD GRAIN RECYCLED PLASTIC

The longevity and eco-friendliness of recycled plastic lumber with a feel and depth reminiscent of wood. Wood grain recycled plastic is extruded with a multicolor tonal streaking and etched with a wood grain texture to achieve a realistic woodlike appearance and feel. Plastic lumber is comprised of majority recycled content. Only available on select products. Model Number Designation -TX



BRAZILIAN WALNUT



ANTIQUE MAHOGANY

RECYCLED PLASTIC

The high-density polyethylene raw material utilized in our recycled plastic furnishings is derived from majority post-consumer bottle waste. Recycled plastic lumber does not require painting or staining. Model Number Designation - PL



REDWOOD



CEDAR



GREY



WALNUT

The best way to understand a material is to hold a sample. Material samples are free; contact your local DuMor Representative.

STANDARD POWDER COAT COLORS

DuMor powder coat color options utilize Super Durable resins, high-performance organic coatings that have superior UV durability compared to standard polyester resins. Prior to all top coats, DuMor products are powder coated with a zinc-rich primer for better adhesion and cathodic protection.



*Safety yellow is not available as Super Durable

ADDITIONAL RAL POWDER COAT COLORS

DuMor also has a wide range of RAL colors; most are available at minimal or no additional cost. Contact your local DuMor Representative for availability and samples



THE DUMOR DIFFERENCE

THE EXPERIENCE Since 1984, DuMor has focused on combining the best products, people and Representatives to deliver a superior customer experience. Our people, manufacturing the finest products, are represented by teams of talented, dedicated individuals across the U.S. and Canada who deliver the DuMor customer experience on a local level. Company and Representative dedication to customer service has always been at the forefront of our business model. From your initial discussion with a DuMor Representative, through the specifying and manufacturing processes, to final product delivery, we are driven to provide an exceptional customer experience.

THE QUALITY A cornerstone in the original DuMor vision was to design and manufacture outdoor furniture of exceptional quality. We are known throughout the industry as a brand that exemplifies the value of well built, superior quality products. Based in central Pennsylvania, DuMor is proud of our dedicated craftsmen who build each product with precision. Established and trusting relationships with quality vendors ensure we source the best raw materials for use in manufacturing. Efficient, quality focused manufacturing processes coupled with our people and materials, enable DuMor to set the standard for quality in the site furnishing industry.

THE VERSATILITY Certain unique spaces demand a product with a perfect fit. At DuMor, we meet that challenge by working with Architects and Project Planners to bring custom product ideas to life. We have a dedicated team of designers and draftsmen who specialize in making custom products a reality in a timely manner. Additionally, changes to standard products (such as additional armrests, custom color matching, unique bench length, and laser cut designs) are no problem. We bring to the table decades of experience making site furnishings that turn your vision into reality.

THE DESIGN Good Design Matters. Ingrained in our culture is a desire to consistently introduce new and relevant products for our customers. Relevant means we aspire to have a product line as extensive and diverse as the projects that Landscape Architects and Planners design. Our goal is to design site furnishings that fit any space whether matching a contemporary space, accentuating traditional architecture, or blending into the nature of a park. The DuMor product line lives through the weather and industry trends because good design is timeless.

WHY WE DO WHAT WE DO We believe great outdoor spaces make the world better. We think communities flourish when they have public space to enjoy. We think commercial spaces should include functional site amenities. We want to make spaces more comfortable, accessible to everyone, functional, and more beautiful. It's a simple thing that drives us. We love what we do!







DUMOR COLLECTIONS

Families of benches, receptacles, planters, and tables
coordinated by matching style



Shown in Forest Green finish/Ipe

BENCH 490

Douglas Fir slats

490-60D 6' LONG, 135 LBS.

490-80D 8' LONG, 157 LBS.

Ipe slats

490-60I 6' LONG, 180 LBS.

490-80I 8' LONG, 217 LBS.

Thermally Modified Red Oak slats

490-60TMR 6' LONG, 135LBS.

490-80TMR 8' LONG, 157LBS.

Recycled Plastic slats

490-60PL 6' LONG, 167 LBS.

490-80PL 8' LONG, 3 SUPPORTS, 239 LBS.

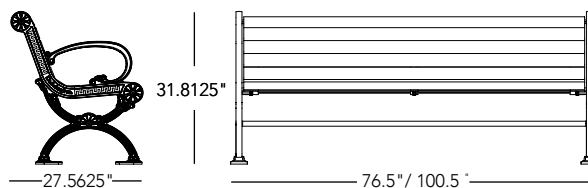
Wood Grain Recycled Plastic slats

490-60TX 6' LONG, 167 LBS.

490-80TX 8' LONG, 3 SUPPORTS, 239 LBS.

Add to unit price for center armrest

- Cast aluminum end supports





491 Shown in Forest Green finish/lpe

BENCH 491/492

Douglas Fir slats

- 491-60D** 6' LONG, W/ARMRESTS, 100 LBS.
- 491-80D** 8' LONG, W/ARMRESTS, 115 LBS.
- 492-60D** 6' LONG, 92 LBS.
- 492-80D** 8' LONG, 107 LBS.

Ipe slats

- 491-60I** 6' LONG, W/ARMRESTS, 128 LBS.
- 491-80I** 8' LONG, W/ARMRESTS, 153 LBS.
- 492-60I** 6' LONG, 120 LBS.
- 492-80I** 8' LONG, 145 LBS.

Thermally Modified Red Oak slats

- 491-60TMR** 6' LONG, W/ARMRESTS, 100 LBS.
- 491-80TMR** 8' LONG, W/ARMRESTS, 115 LBS.
- 492-60TMR** 6' LONG, 92 LBS.
- 492-80TMR** 8' LONG, 107 LBS.

Recycled Plastic slats

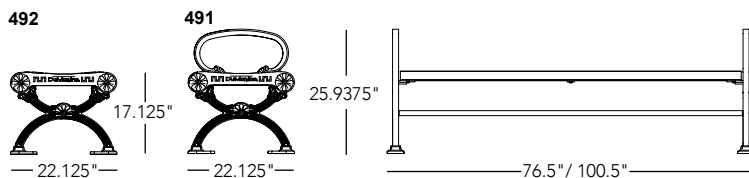
- 491-60PL** 6' LONG, W/ARMRESTS, 128 LBS.
- 491-80PL** 8' LONG, 3 SUPPORTS, W/ARMRESTS, 183 LBS.
- 492-60PL** 6' LONG, 120 LBS.
- 492-80PL** 8' LONG, 3 SUPPORTS, 170 LBS.

Wood Grain Recycled Plastic slats

- 491-60TX** 6' LONG, W/ARMRESTS, 128 LBS.
- 491-80TX** 8' LONG, 3 SUPPORTS, W/ARMRESTS, 183 LBS.
- 492-60TX** 6' LONG, 120 LBS.
- 492-80TX** 8' LONG, 3 SUPPORTS, 170 LBS.

Add to unit price for center armrest

- Cast aluminum end supports



492 Shown in Forest Green finish/lpe



Shown in Forest Green

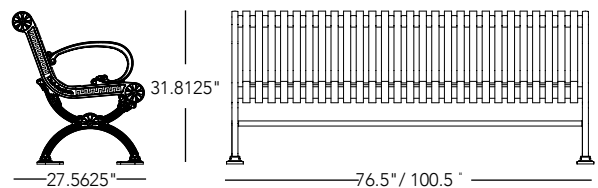
BENCH 493

493-60 6' LONG, 238 LBS.

493-80 8' LONG, 299 LBS.

Add to unit price for center armrest

- Cast aluminum end supports





494-60 Shown in Forest Green



495-60 Shown in Forest Green

BENCH 494/495

494-60 6' LONG, W/ARMRESTS, 192 LBS.

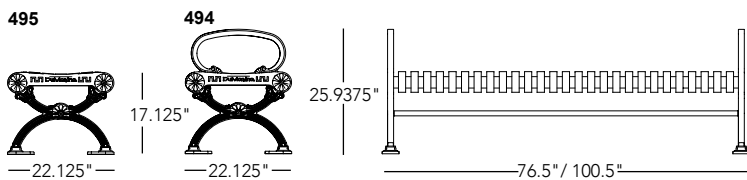
494-80 8' LONG, W/ARMRESTS, 240 LBS.

495-60 6' LONG, 183 LBS.

495-80 8' LONG, 231 LBS.

Add to unit price for center armrest

- Cast aluminum end supports





Shown in Almond

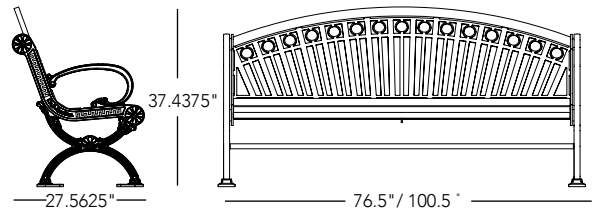
BENCH 496

496-60 6' LONG, 216 LBS.

496-80 8' LONG, 287 LBS.

Add to unit price for center armrest

- Cast aluminum end supports





Bench 497 Shown in Almond

BENCH 497/498

497-60 6' LONG, W/ARMRESTS, 186 LBS.

497-80 8' LONG, W/ARMRESTS, 228 LBS.

498-60 6' LONG, 177 LBS.

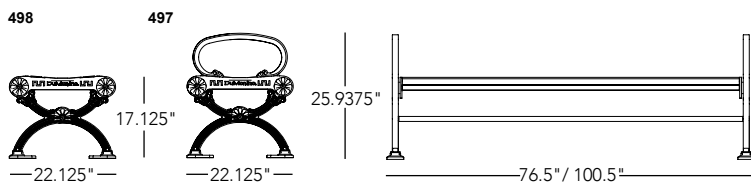
498-80 8' LONG, 219 LBS.

Add to unit price for center armrest

- Cast aluminum end supports



Bench 498 Shown in Almond





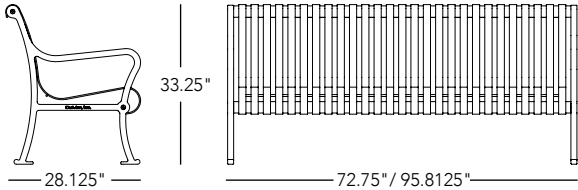
Shown in Carlsbad

BENCH 93

93-60 6' LONG, 292 LBS.

93-80 8' LONG, 354 LBS.

Add to unit price for center armrest





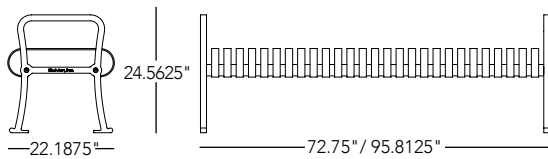
Shown in Sudan

BENCH 95

95-60 6' LONG, 223 LBS.

95-80 8' LONG, 272 LBS.

Add to unit price for center armrest





Shown in Bronze

BENCH 94

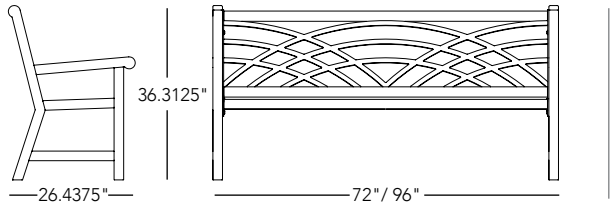
94-60 6' LONG, 230 LBS.

94-80 8' LONG, 277 LBS.

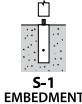
Add to unit price for center armrest

Mounting Options: Embedment (S-1), Surface Mount (S-2), and Free Standing (S-5)

- 1" x 1" steel tube seating surface



MOUNTING OPTIONS



S-1
EMBEDMENT



S-2
SURFACE MOUNT



S-5
FREE STANDING



Shown in Bronze

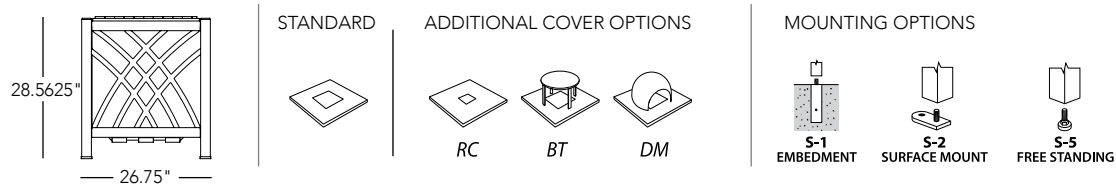
RECEPTACLE 17

17-22 22-GALLON, 200 LBS.

Cover Options: Standard, Recycling (RC), Bonnet Top (BT), Dome (DM)

Mounting Options: Embedment (S-1), Surface Mount (S-2), and Free Standing (S-5)

Emptying Method: Hinged cover, HDPE liner





Shown in Juniper Green

BENCH 117

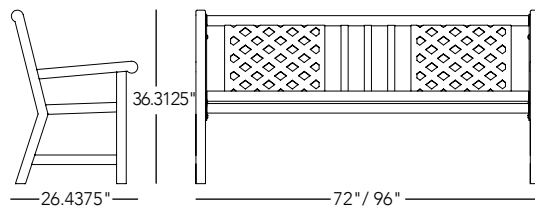
117-60 6' LONG, 223 LBS.

117-80 8' LONG, 275 LBS.

Add to unit price for center armrest

Mounting Options: Embedment (S-1), Surface Mount (S-2), and Free Standing (S-5)

• 2" x 1" steel tube seating surface



MOUNTING OPTIONS



S-1
EMBEDMENT



S-2
SURFACE MOUNT



S-5
FREE STANDING



Shown in Deep Red

BENCH 118

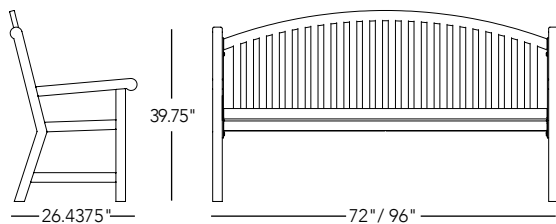
118-60 6' LONG, 227 LBS.

118-80 8' LONG, 274 LBS.

Add to unit price for center armrest

Mounting Options: Embedment (S-1), Surface Mount (S-2), and Free Standing (S-5)

- Contoured 1" x 1" steel tube seating surface



MOUNTING OPTIONS




S-1
EMBEDMENT




S-2
SURFACE MOUNT



S-5
FREE STANDING



Shown in Textured Black



Cast center armrest



Optional custom lettering

BENCH 58

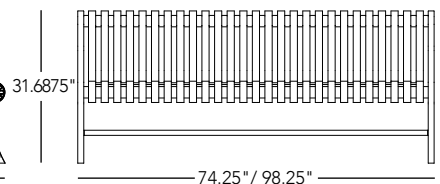
58-60 6' LONG, 300 LBS.

58-80 8' LONG, 361 LBS.

Add to unit price for center armrest



27.5625"



31.6875"

74.25" / 98.25"



Shown in Textured Black

BENCH 92

92-60 6' LONG, 227 LBS.

92-80 8' LONG, 275 LBS.

Add to unit price per end/center armrest



Cast center armrest



102-32SH in Textured Black (w/shield)

RECEPTACLE 102

102-22 22-GALLON, 236 LBS.

102-22SH 22-GALLON, W/OPTIONAL STEEL SHIELD, 258 LBS.

102-32 32-GALLON, 272 LBS.

102-32SH 32-GALLON, W/OPTIONAL STEEL SHIELD, 299 LBS.

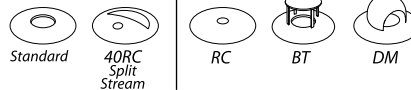
102-40-RC 40-GALLON SPLIT STREAM RECYCLE, 278 LBS.

102-40SHRC 40-GALLON SPLIT STREAM RECYCLE, W/OPTIONAL STEEL SHIELD, 304 LBS.

Emptying Method: Side door emptying, HDPE liner

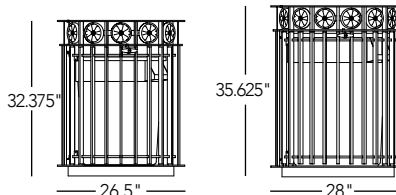
Listed Options

Additional Cover Options

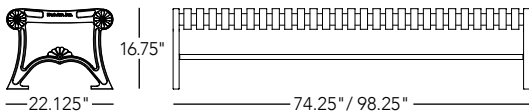


22 GAL.

32 GAL.



Side door emptying





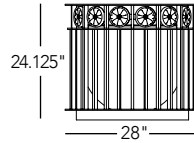
PLANTER 122

122-00 STEEL PLANTER, 185 LBS.

122-005H STEEL PLANTER W/OPTIONAL STEEL SHIELD, 201 LBS.

Add to unit price for self watering liner option

- HDPE liner



Shown in Black w/shield



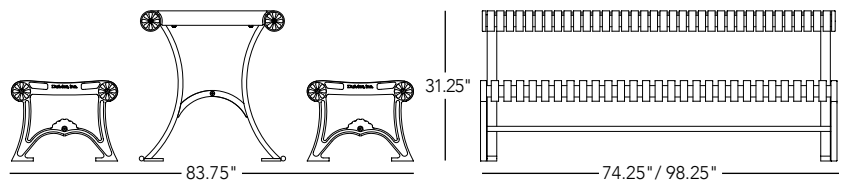
Shown in Black

TABLE SET 443

443-62 6' TABLE, (2) 6' BENCHES, 806 LBS.

443-82 8' TABLE, (2) 8' BENCHES, 974 LBS.

443-558-1 8', ADA ACCESSIBLE TABLE, (2) 5' BENCHES, 827 LBS.





Shown in Black



Optional custom lettering

Cast center armrest


BENCH 19

19-60 6' LONG, 379 LBS.

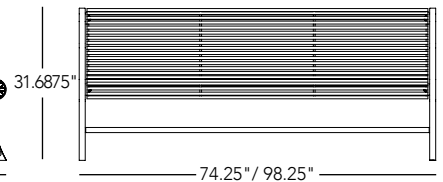
19-80 8' LONG, 457 LBS.

Add to unit price for center armrest

- Steel 5/8" round rod seating surface



27.5625"



31.6875"

74.25" / 98.25"

BENCH 106

106-60 6' LONG, 264 LBS.


106-80 8' LONG, 319 LBS.

Add to unit price per end/center armrest

- Steel 5/8" round rod seating surface



22.125"



16.75"

74.25" / 98.25"



Shown in Black



Shown in Bronze finish/Antique Mahogany

BENCH 57

Douglas Fir slats

57-60D 6' LONG, 198 LBS.

57-80D 8' LONG, 220 LBS.

Ipe slats

57-60I 6' LONG, 243 LBS.

57-80I 8' LONG, 280 LBS.

Thermally Modified Red Oak slats

57-60TMR 6' LONG, 198 LBS.

57-80TMR 8' LONG, 220 LBS.

Recycled Plastic slats

57-40PL 4' LONG, 194 LBS.

57-60PL 6' LONG, 229 LBS.

57-80PL 8' LONG, 3 SUPPORTS, 333 LBS.

Wood Grain Recycled Plastic slats

57-40TX 4' LONG, 194 LBS.

57-60TX 6' LONG, 229 LBS.

57-80TX 8' LONG, 3 SUPPORTS, 333 LBS.

Add to unit price for center armrest

- Cast iron end supports
- 2" x 3" nominal slats



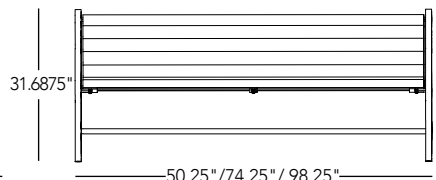
Cast center armrest



Optional custom lettering



27.5625"



31.6875"

50.25" / 74.25" / 98.25"



Shown in Bronze finish/Antique Mahogany



Shown in Bronze finish/Antique Mahogany

BENCH 91

Douglas Fir slats

91-60D 6' LONG, 136 LBS.

91-80D 8' LONG, 151 LBS.

Ipe slats

91-60I 6' LONG, 164 LBS.

91-80I 8' LONG, 189 LBS.

Thermally Modified Red Oak slats

91-60TMR 6' LONG, 136 LBS.

91-80TMR 8' LONG, 151 LBS.

Recycled Plastic slats

91-40PL 4' LONG, 137 LBS.

91-60PL 6' LONG, 164 LBS.

91-80PL 8' LONG, 3 SUPPORTS, 236 LBS.

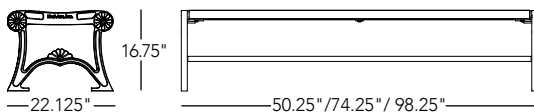
Wood Grain Recycled Plastic slats

91-40TX 4' LONG, 137 LBS.

91-60TX 6' LONG, 164 LBS.

91-80TX 8' LONG, 3 SUPPORTS, 236 LBS.

Add to unit price per end/center armrest



RECEPTACLE 124

Douglas Fir slats

124-31D 31-GALLON, 209 LBS.

Ipe slats

124-31I 31-GALLON, 255 LBS.

Thermally Modified Red Oak slats

124-31TMR 31-GALLON, 209 LBS.

Recycled Plastic slats

124-31PL 31-GALLON, 219 LBS.

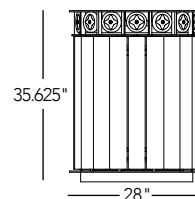
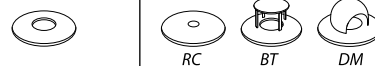
Wood Grain Recycled Plastic slats

124-31TX 31-GALLON, 219 LBS.

Emptying Method: Lift off lid emptying, galvanized steel liner

Standard Cover

Additional Cover Options





Shown in Black finish/Cedar Recycled Plastic

BENCH 143

Recycled Plastic slats

143-40PL 4' LONG, 176 LBS.

143-60PL 6' LONG, 211 LBS.

143-80PL 8' LONG, 3 SUPPORTS, 306 LBS.

Wood Grain Recycled Plastic slats

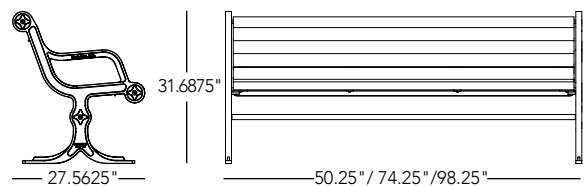
143-40TX 4' LONG, 176 LBS.

143-60TX 6' LONG, 211 LBS.

143-80TX 8' LONG, 3 SUPPORTS, 306 LBS.

Add to unit price for center armrest

- Custom lettering available on side supports





Shown in Black finish/Douglas Fir

RECEPTACLE 152

Douglas Fir slats

152-31D 31-GALLON, 209 LBS.

Ipe slats

152-31I 31-GALLON, 255 LBS.

Thermally Modified Red Oak slats

152-31TMR 31-GALLON, 209 LBS.

Recycled Plastic slats

152-31PL 31-GALLON, 219 LBS.

Wood Grain Recycled Plastic slats

152-31TX 31-GALLON, 219 LBS.

Emptying Method: Lift off lid emptying,
galvanized steel liner

Standard



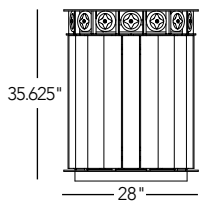
Additional Cover Options



RC

BT

DM





Shown in Bronze

BENCH 140

140-60 6' LONG, 282 LBS.

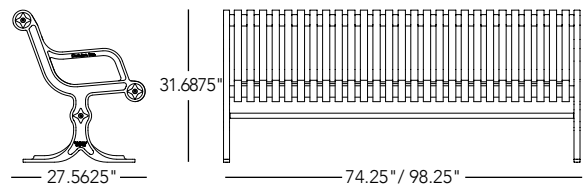
140-80 8' LONG, 343 LBS.

Add to unit price for center armrest

- Custom lettering available on side supports



Cast center armrest





Shown In Bronze

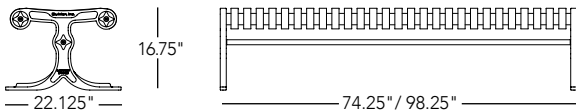
BENCH 144

144-60 6' LONG, 217 LBS.

144-80 8' LONG, 265 LBS.

Add to unit price per end/center armrest

- Comfortable, contoured straps





Shown in Black



Cast center armrest

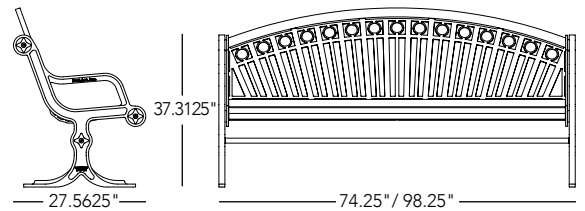
BENCH 162

162-60 6' LONG, 261 LBS.

162-80 8' LONG, 331 LBS.

Add to unit price for center armrest

- Custom lettering available on side supports
- Laser cut backrest and 1" square tube seat





Shown in Black

RECEPTACLE 148

148-22 22-GALLON, 233 LBS.

148-22SH 22-GALLON, W/OPTIONAL STEEL SHIELD, 255 LBS.

148-32 32-GALLON, 272 LBS.

148-32SH 32-GALLON, W/OPTIONAL STEEL SHIELD, 299 LBS.

148-40RC 40-GAL. SPLIT STREAM RECYCLE, 278 LBS.

148-40SHRC 40-GAL. SPLIT STREAM RECYCLE, W/OPTIONAL STEEL SHIELD, 304 LBS.

Emptying Method: Side door emptying, HDPE liner

Listed Options

Additional Cover Options



Standard

40RC
Split
Stream

RC

BT

DM

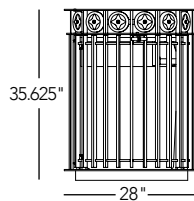
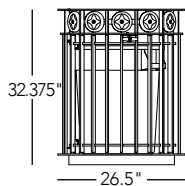
- Optional liner-concealing shield



Side door emptying

22 GAL.

32 GAL.





Shown in Juniper Green

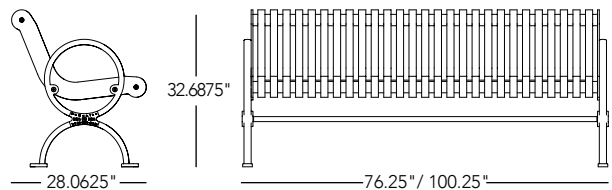
BENCH 119

119-60 6' LONG, 299 LBS.

119-80 8' LONG, 359 LBS.

Add to unit price for center armrest

- Contoured steel seat





Shown in Juniper Green

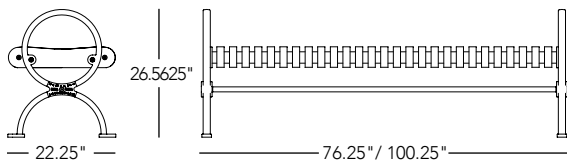
BENCH 120

120-60 6' LONG, 250 LBS.

120-80 8' LONG, 298 LBS.

Add to unit price for center armrest

- Contoured steel seat





Shown in Black

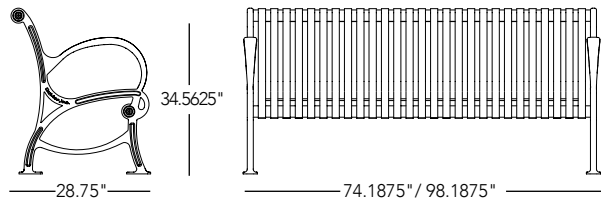
BENCH 446

446-60 6' LONG, 245 LBS.

446-80 8' LONG, 308 LBS.

Add to unit price for center armrest

- Cast aluminum end supports





Bench 282 Shown in Black

BENCH 282/283

With Armrests

282-60 6' LONG, 198 LBS.

282-80 8' LONG, 247 LBS.

Without Armrests

283-60 6' LONG, 180 LBS.

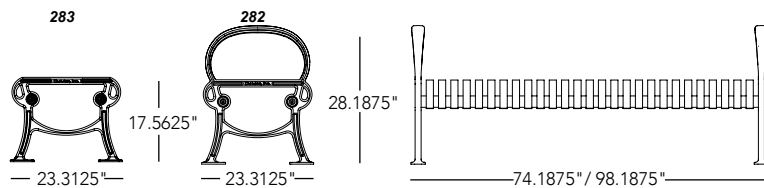
283-80 8' LONG, 229 LBS.

Add to unit price for center armrest

- Cast aluminum end supports



Bench 283 Shown in Black





Shown in Black finish/lpe

BENCH 447

Douglas Fir slats

447-60D 6' LONG, 217 LBS.

447-80D 8' LONG, 272 LBS.

lpe slats

447-60I 6' LONG, 254 LBS.

447-80I 8' LONG, 327 LBS.

Thermally Modified Red Oak slats

447-60TMR 6' LONG, 217 LBS.

447-80TMR 8' LONG, 272 LBS.

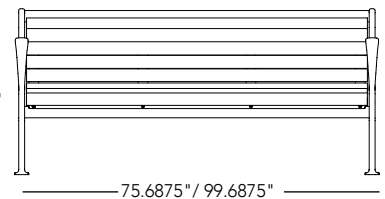
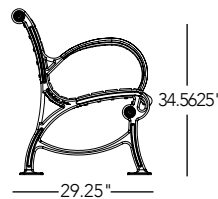
Recycled Plastic slats

447-60PL 6' LONG, 229 LBS.

447-80PL 8' LONG, 269 LBS.

Add to unit price for
center armrest

- Cast aluminum end supports





Bench 284 Shown in Black finish/lpe



Bench 285 Shown in Black finish/Walnut Plastic

BENCH 284/285

Douglas Fir slats

284-60D 6' LONG, W/ARMRESTS, 145 LBS.

284-80D 8' LONG, W/ARMRESTS, 171 LBS.

285-60D 6' LONG, 128 LBS.

285-80D 8' LONG, 153 LBS.

Ipe slats

284-60I 6' LONG, W/ARMRESTS, 179 LBS.

284-80I 8' LONG, W/ARMRESTS, 216 LBS.

285-60I 6' LONG, 162 LBS.

285-80I 8' LONG, 198 LBS.

Thermally Modified Red Oak slats

284-60TMR 6' LONG, W/ARMRESTS, 145 LBS.

284-80TMR 8' LONG, W/ARMRESTS, 171 LBS.

285-60TMR 6' LONG, 128 LBS.

285-80TMR 8' LONG, 153 LBS.

Recycled Plastic slats

284-60PL 6' LONG, W/ARMRESTS, 152 LBS.

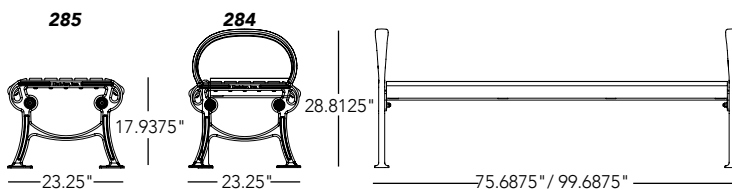
284-80PL 8' LONG, W/ARMRESTS, 180 LBS.

285-60PL 6' LONG, 135 LBS.

285-80PL 8' LONG, 162 LBS.

Add to unit price for center armrest

- Cast aluminum end supports





Bench 160 Shown in Black



Bench 168 shown in Argento

BENCH 160/168

Flat Bar Seat

160-60 6' LONG, 266 LBS.

160-80 8' LONG, 314 LBS.

Add to unit price for center armrest

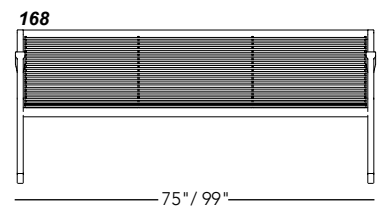
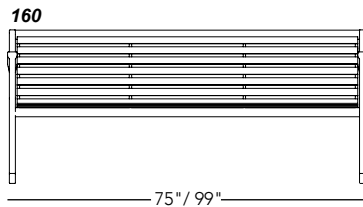
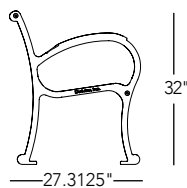
Round Rod Seat

168-60 6' LONG, 239 LBS.

168-80 8' LONG, 284 LBS.



Cast center armrest





Bench 164 Shown in Argento

BENCH 164/173

Flat Bar Seat

164-60 6' LONG, 205 LBS.

164-80 8' LONG, 239 LBS.

Add to unit price for center armrest

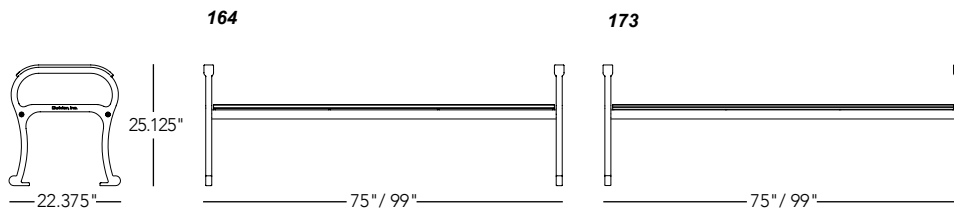
Round Rod Seat

173-60 6' LONG, 186 LBS.

173-80 8' LONG, 217 LBS.



Bench 173 Shown in Forest Green





Shown in Bronze finish/Ipe

BENCH 165

Douglas Fir slats

165-60D 6' LONG, 222 LBS.

165-80D 8' LONG, 251 LBS.

Ipe slats

165-60I 6' LONG, 264 LBS.

165-80I 8' LONG, 308 LBS.

Thermally Modified Red Oak slats

165-60TMR 6' LONG, 222 LBS.


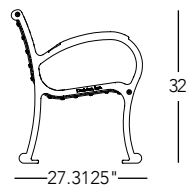
165-80TMR 8' LONG, 251 LBS.

Recycled Plastic slats

165-60PL 6' LONG, 230 LBS.

165-80PL 8' LONG, 263 LBS.

Add to unit price for center armrest





Shown in Black finish/lpe

BENCH 166

Douglas Fir slats

166-60D 6' LONG, 182 LBS.

166-80D 8' LONG, 204 LBS.

lpe slats

166-60I 6' LONG, 206 LBS.

166-80I 8' LONG, 236 LBS.

Thermally Modified Red Oak slats

166-60TMR 6' LONG, 182 LBS.

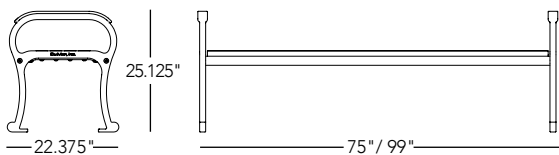
166-80TMR 8' LONG, 204 LBS.

Recycled Plastic slats

166-60PL 6' LONG, 187 LBS.

166-80PL 8' LONG, 210 LBS.

Add to unit price for center armrest





Shown in Hunter Green

BENCH 190

190-60 6' LONG, 277 LBS.

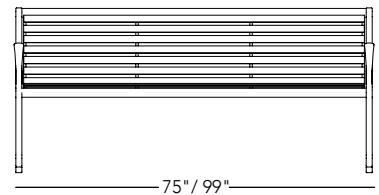
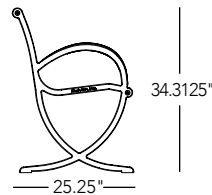
190-80 8' LONG, 325 LBS.

Add to unit price for center armrest

- Ductile iron end support



COORDINATING
PLANTER ON PAGE 115





Shown in Hunter Green

BENCH 191

191-60 6' LONG, 205 LBS.

191-80 8' LONG, 239 LBS.

Add to unit price for center armrest

- Ductile iron end support



429-32-S03 Shown in Hunter Green

RECEPTACLE 429

429-32-FTO 32-GALLON, TOP DEPOSIT, 191 LBS.

429-32-S01 32-GALLON, SIDE DEPOSIT, 1 OPENING, 204 LBS.

429-32-S02 32-GALLON, SIDE DEPOSIT, 2 OPENINGS, 203 LBS.

429-32-S03 32-GALLON, SIDE DEPOSIT, 3 OPENINGS, 201 LBS.

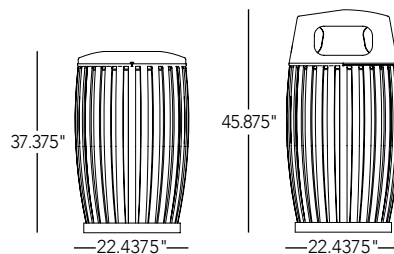
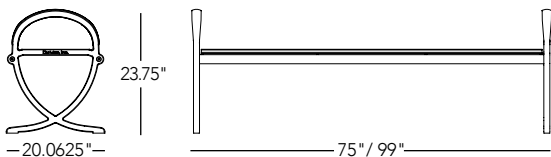
Emptying Method: Hinged cover, HDPE liner

Listed Options

Additional Cover Options



Hinged cover





Shown in Deep Red finish/Walnut Plastic

BENCH 185

Douglas Fir slats

185-60D 6' LONG, 168 LBS.

185-80D 8' LONG, 196 LBS.

Ipe slats

185-60I 6' LONG, 214 LBS.

185-80I 8' LONG, 257 LBS.

Thermally Modified Red Oak slats

185-60TMR 6' LONG, 168 LBS.

185-80TMR 8' LONG, 196 LBS.

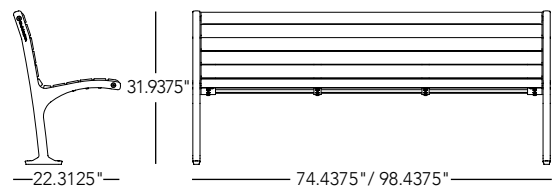
Recycled Plastic slats

185-60PL 6' LONG, 177 LBS.

185-80PL 8' LONG, 3 SUPPORTS,
253 LBS.

Add to unit price per end/center armrest

- Ductile cast iron supports





Shown in Deep Red finish/Walnut Plastic

BENCH 186

Douglas Fir slats

186-60D 6' LONG, 102 LBS.

186-80D 8' LONG, 120 LBS.

Ipe slats

186-60I 6' LONG, 126 LBS.

186-80I 8' LONG, 152 LBS.

Thermally Modified Red Oak slats

186-60TMR 6' LONG, 102 LBS.

186-80TMR 8' LONG, 120 LBS.

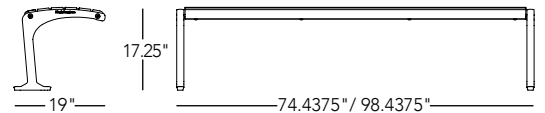
Recycled Plastic slats

186-60PL 6' LONG, 107 LBS.

186-80PL 8' LONG, 3 SUPPORTS, 152 LBS.

Add to unit price per end/center armrest

- Ductile cast iron supports



Shown in Deep Red finish/Walnut Plastic

RECEPTACLE 187

Douglas Fir slats

187-32D-FTO 32-GALLON, 186 LBS.

Ipe slats

187-32I-FTO 32-GALLON, 238 LBS.

Thermally Modified Red Oak slats

187-32TMR-FTO 32-GALLON, 186 LBS.

Recycled Plastic slats

187-32PL-FTO 32-GALLON, 198 LBS.

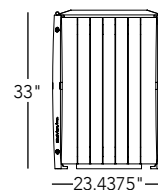
Emptying Method: Hinged cover, HDPE liner

Listed Option

Additional Cover Options



- Cast iron legs





Shown in Bronze

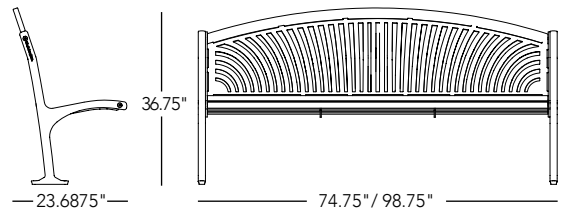
BENCH 194

194-60 6' LONG, 218 LBS.

194-80 8' LONG, 259 LBS.

Add to unit price per end/center armrest

- Ductile cast iron supports
- Laser cut backrest and 1" square tube seating





Shown in Bronze

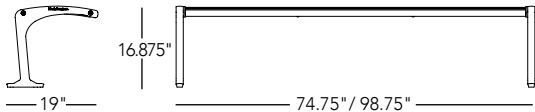
BENCH 195

195-60 6' LONG, 112 LBS.

195-80 8' LONG, 133 LBS.

Add to unit price per end/center armrest

- Ductile cast iron supports



Shown in Bronze w/contrasting color shield

RECEPTACLE 196

196-32FTO 32-GALLON, 259 LBS.

Emptying Method: Hinged cover, HDPE liner

Listed Option

Additional Cover Options



FTO



RC

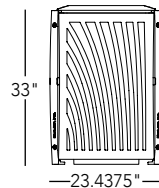


BT



DM

- Cast iron legs





505-60HC Shown in White



505-60INA Shown in White finish/Ipe

BENCH 505

With Armrests

505-60I 6' LONG, IPE SLATS, 186 LBS.

505-60TMR 6' LONG, THERMALLY MODIFIED RED OAK SLATS, 166 LBS.

505-60PL 6' LONG, RECYCLED PLASTIC SLATS, 160 LBS.

505-60TX 6' LONG, WG RECYCLED PLASTIC SLATS, 160 LBS.

505-60HC 6' LONG, STEEL SEAT AND BACKREST, 194 LBS.

Without Armrests

505-60INA 6' LONG, IPE SLATS, 181 LBS.

505-60TMRNA 6' LONG, THERMALLY MODIFIED RED OAK SLATS, 161 LBS.

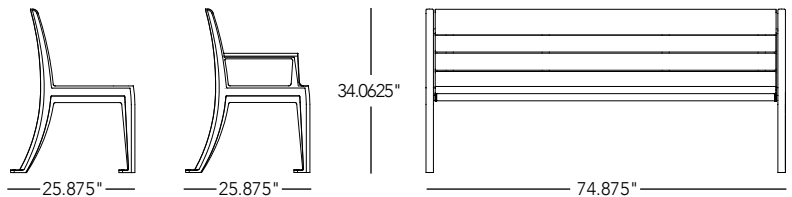
505-60PLNA 6' LONG, RECYCLED PLASTIC SLATS, 155 LBS.

505-60TXNA 6' LONG, WG RECYCLED PLASTIC SLATS, 155 LBS.

505-60HCNA 6' LONG, STEEL SEAT AND BACKREST, 189 LBS.

Add to unit price for center armrest

- Cast aluminum end supports





506-60TXHS Shown in White w/Horizontal Steel back and Antique Mahogany TX seat

BENCH 506

With Armrests

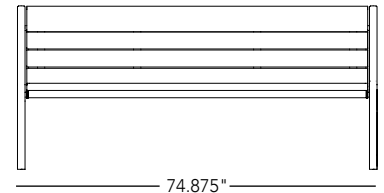
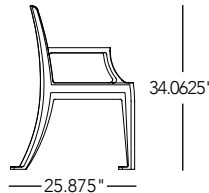
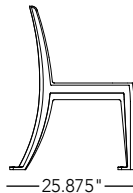
- 506-60I** 6' LONG, IPE SLATS, 186 LBS.
- 506-60IHS** 6' LONG, IPE SLATS AND STEEL BACKREST, 205 LBS.
- 506-60TMR** 6' LONG, THERMALLY MODIFIED RED OAK, 166 LBS.
- 506-60TMRHS** 6' LONG, THERMALLY MODIFIED RED OAK AND STEEL BACKREST, 195 LBS.
- 506-60PL** 6' LONG, RECYCLED PLASTIC SLATS, 160 LBS.
- 506-60PLHS** 6' LONG, RECYCLED PLASTIC SLATS AND STEEL BACKREST, 187 LBS.
- 506-60TX** 6' LONG, WG RECYCLED PLASTIC SLATS, 160 LBS.
- 506-60TXHS** 6' LONG, WG RECYCLED PLASTIC SLATS AND STEEL BACKREST, 187 LBS.
- 506-60HC** 6' LONG, STEEL SEAT AND BACKREST, 194 LBS.

Without Armrests

- 505-60INA** 6' LONG, IPE SLATS, 181 LBS.
- 505-60IHSNA** 6' LONG, IPE SLATS AND STEEL BACKREST, 201 LBS.
- 505-60TMRNA** 6' LONG, THERMALLY MODIFIED RED OAK, 161 LBS.
- 505-60TMRHSNA** 6' LONG, THERMALLY MODIFIED RED OAK AND STEEL BACKREST, 191 LBS.
- 505-60PLNA** 6' LONG, RECYCLED PLASTIC SLATS, 155 LBS.
- 505-60PLHSNA** 6' LONG, RECYCLED PLASTIC SLATS AND STEEL BACKREST, 182 LBS.
- 505-60TXNA** 6' LONG, WG RECYCLED PLASTIC SLATS, 155 LBS.
- 505-60TXHSNA** 6' LONG, WG RECYCLED PLASTIC SLATS AND STEEL BACKREST, 182 LBS.
- 505-60HCNA** 6' LONG, STEEL SEAT AND BACKREST, 189 LBS.

Add to unit price for center armrest

- Cast aluminum end supports





507-60TX Shown in White finish/Antique Mahogany TX

BENCH 507

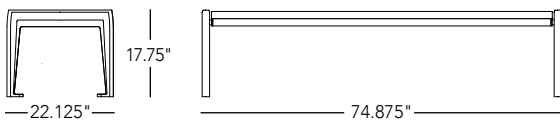
- 507-60I** 6' LONG, IPE SLATS, 155 LBS.
- 507-60TMR** 6' LONG, THERMALLY MODIFIED RED OAK, 150 LBS.
- 507-60PL** 6' LONG, RECYCLED PLASTIC SLATS, 130 LBS.
- 507-60TX** 6' LONG, WG RECYCLED PLASTIC SLATS, 130 LBS.
- 507-60HC** 6' LONG, STEEL SEAT, 126 LBS.

Add to unit price per end/center armrest

- Cast aluminum end supports



507-60HC Shown in White finish





Shown in Textured Charcoal finish/Ipe

BENCH 270

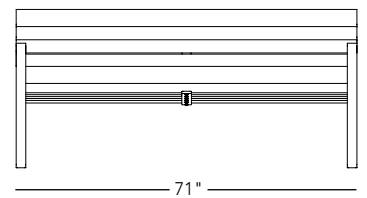
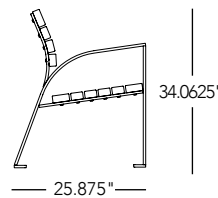
270-60I 6' LONG, IPE SLATS, 178 LBS.

270-60TMR 6' LONG, THERMALLY MODIFIED RED OAK SLATS, 138 LBS.

270-60PL 6' LONG, RECYCLED PLASTIC SLATS, 187 LBS.

270-60TX 6' LONG, WOOD GRAIN RECYCLED PLASTIC SLATS, 187 LBS.

Add to unit price for center armrest





Shown in Textured Charcoal finish/Ipe



Shown in Textured Charcoal

BENCH 271

271-60I 6' LONG, IPE SLATS, 123 LBS.

270-60TMR 6' LONG, THERMALLY MODIFIED RED OAK SLATS, 103 LBS.

271-60PL 6' LONG, RECYCLED PLASTIC SLATS, 123 LBS.

271-60TX 6' LONG, WOOD GRAIN RECYCLED PLASTIC, 123 LBS.

Add to unit price for center armrest

RECEPTACLE 272

272-32-SO 32-GALLON, SIDE DEPOSIT, 109 LBS.

272-32-FTO 32-GALLON, TOP DEPOSIT, 98 LBS.

Emptying Method: Lift off lid emptying, HDPE liner

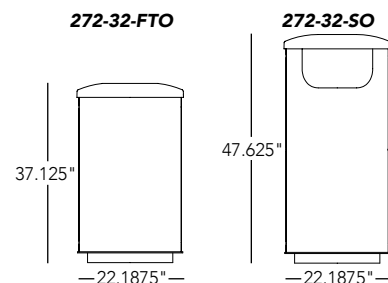
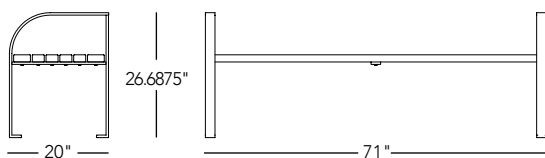
Listed | Additional Cover Option



FTO



RC





Shown in Textured Silver finish/Ipe

BENCH 500

500-60D 6' LONG, DOUGLAS FIR, 128 LBS.

500-60I 6' LONG, IPE, 148 LBS.

500-60TMR 6' LONG, THERMALLY MODIFIED RED OAK, 128 LBS.

500-60PL 6' LONG, RECYCLED PLASTIC, 153 LBS.

500-60TX 6' LONG, WOOD GRAIN RECYCLED PLASTIC, 153 LBS.

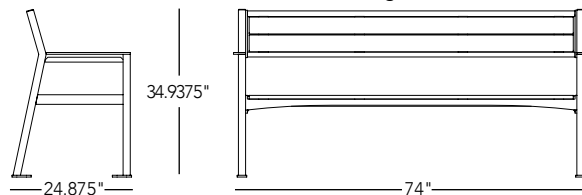
500-60HS 6' LONG, STEEL, 181 LBS.

Add to unit price for center armrest

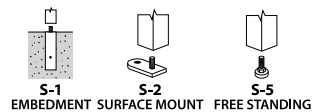
Support Options: Embedment (S-1), Surface Mount (S-2), and Free Standing (S-5)



500-60HS Steel bench in Black



MOUNTING OPTIONS





501-60I in Textured Silver finish/Ipe



502-32I-BT in Textured Silver finish/Ipe

BENCH 501

With Armrests

501-60D 6' LONG, DOUGLAS FIR, 102 LBS.

501-60I 6' LONG, IPE, 116 LBS.

501-60TMR 6' LONG, THERMALLY MODIFIED OAK, 102 LBS.

501-60PL 6' LONG, RECYCLED PLASTIC, 126 LBS.

501-60TX 6' LONG, WG RECYCLED PLASTIC, 126 LBS.

501-60HS 6' LONG, STEEL, 129 LBS.

Without Armrests

501-60DNA 6' LONG, DOUGLAS FIR, 93 LBS.

501-60INA 6' LONG, IPE, 107 LBS.

501-60TMRNA 6' LONG, THERMALLY MODIFIED OAK, 93 LBS.

501-60PLNA 6' LONG, RECYCLED PLASTIC, 117 LBS.

501-60TXNA 6' LONG, WG RECYCLED PLASTIC, 117 LBS.

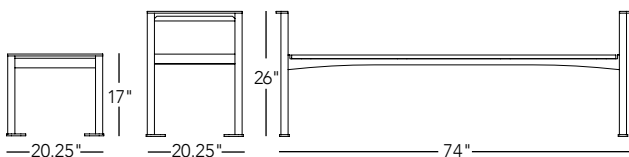
501-60HSNA 6' LONG, STEEL, 120 LBS.

Add to unit price for center armrest

Support Options: Embedment (S-1), Surface Mount (S-2), and Free Standing (S-5)



501-60HSNA Steel bench



RECEPTACLE 502

Flat Top Cover

502-32D-FTO 32-GALLON, DOUGLAS FIR, 136 LBS.

502-32I-FTO 32-GALLON, IPE, 162 LBS.

502-32TMR-FTO 32-GALLON, THERM MODIFIED OAK, 136 LBS.

502-32PL-FTO 32-GALLON, RECYCLED PLASTIC, 143 LBS.

502-32TX-FTO 32-GALLON, WG RECYCLED PLASTIC, 143 LBS.

502-32HS-FTO 32-GALLON, STEEL, 183 LBS.

Bonnet Top Cover

502-32D-BT 32-GALLON, DOUGLAS FIR, 180 LBS.

502-32I-BT 32-GALLON, IPE, 206 LBS.

502-32TMR-BT 32-GALLON, THERM MODIFIED OAK, 180 LBS.

502-32PL-BT 32-GALLON, RECYCLED PLASTIC, 187 LBS.

502-32TX-BT 32-GALLON, WG RECYCLED PLASTIC, 187 LBS.

502-32HS-BT 32-GALLON, STEEL, 228 LBS.

Mounting Options: Embedment (S-1), Surface Mount (S-2), and Free Standing (S-5)

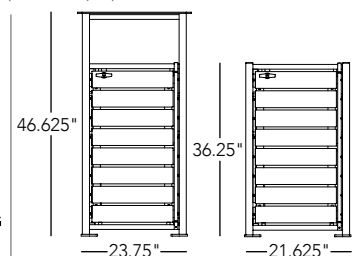
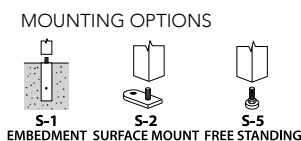
Emptying Method: Side door emptying, HDPE liner



502-32HS-BT All Steel



502-32I-FTO (with door open)





472-60I-2AR Shown in Argento finish/Ipe, S-2 supports

BENCH 472

Douglas Fir slats

472-60D 6' LONG, 222 LBS.

472-60D-2AR 6' LONG, 2 ARMRESTS, 234 LBS.

Ipe slats

472-60I 6' LONG, 271 LBS.

472-60I-2AR 6' LONG, 2 ARMRESTS, 283 LBS.

Thermally Modified Red Oak slats

472-60TMR 6' LONG, 217 LBS.

472-60TMR-2AR 6' LONG, 2 ARMRESTS, 229 LBS.

Steel slats

472-60HS 6' LONG, 282 LBS.

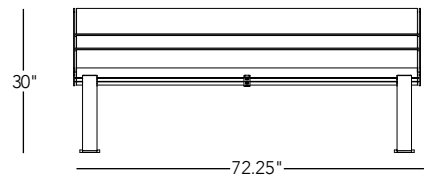
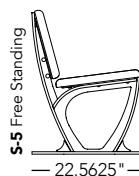
472-60HS-2AR 6' LONG, 2 ARMRESTS, 294 LBS.


Add to unit price for center armrest

Support Options: Surface Mount (S-2), and Free Standing (S-5)



472-60HS-Steel Bench, S-2 supports





473-60I-2AR Shown in Argento finish/Ipe S-2 supports



474-32I-FTO in Argento finish/Ipe

BENCH 473

Douglas Fir slats

473-60D 6' LONG, 159 LBS.

473-60D-2AR 6' LONG, 2 ARMRESTS, 179 LBS.

Ipe slats

473-60I 6' LONG, 190 LBS.

473-60I-2AR 6' LONG, 2 ARMRESTS, 210 LBS.

Thermally Modified Red Oak slats

473-60TMR 6' LONG, 162 LBS.

473-60TMR-2AR 6' LONG, 2 ARMRESTS, 182 LBS.

Steel slats

473-60HS 6' LONG, 207 LBS.

473-60HS-2AR 6' LONG, 2 ARMRESTS, 227 LBS.

Add to unit price for center armrest

Support Options: Surface Mount (S-2) and Free Standing (S-5)



473-60HS-Steel Bench S-2 supports

RECEPTACLE 474

Douglas Fir slats

474-32D-FTO 32-GALLON, FLAT TOP, 170 LBS.

474-32D-BT 32-GALLON, BONNET TOP, 194 LBS.

Ipe slats

474-32I-FTO 32-GALLON, FLAT TOP, 223 LBS.

474-32I-BT 32-GALLON, BONNET TOP, 247 LBS.

Thermally Modified Red Oak slats

474-32TMR-FTO 32-GALLON, FLAT TOP, 170 LBS.

474-32TMR-BT 32-GALLON, BONNET TOP, 194 LBS.

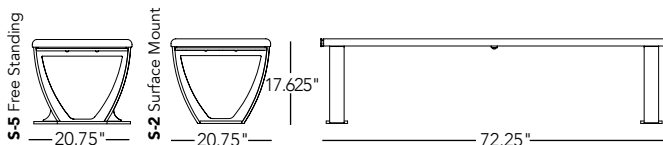
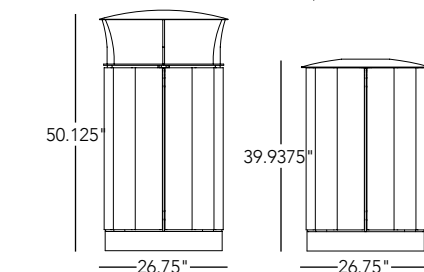

Steel

474-32VS-FTO 32-GALLON, FLAT TOP, 283 LBS.

474-32VS-BT 32-GALLON, BONNET TOP, 306 LBS.

Emptying Method: Hinged

cover, HDPE liner





Shown in Argento finish/Ipe

BENCH 470

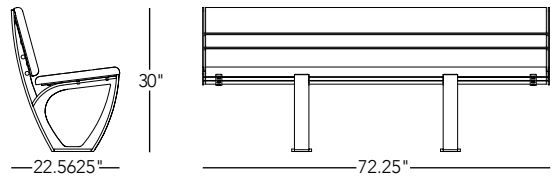
470-60D 6' LONG, DOUGLAS FIR SLATS, 217 LBS.

470-60I 6' LONG, IPE SLATS, 266 LBS.

470-60TMR 6' LONG, THERMALLY MODIFIED RED OAK SLATS, 217 LBS.

470-60HS 6' LONG, STEEL SLATS, 282 LBS.

Add to unit price per end/center armrest



Shown in Argento finish/Ipe

BENCH 471

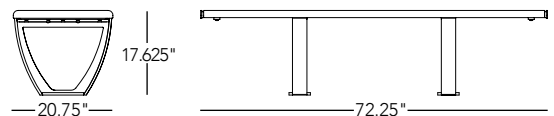
471-60D 6' LONG, DOUGLAS FIR SLATS, 162 LBS.

471-60I 6' LONG, IPE SLATS, 192 LBS.

471-60TMR 6' LONG, THERMALLY MODIFIED RED OAK SLATS, 162 LBS.

471-60HS 6' LONG, STEEL SLATS, 207 LBS.

Add to unit price per end/center armrest





Shown in Textured Charcoal finish/Ipe, S-2 supports

TABLE SET 475

475-60D 6' TABLE, 2 BENCHES, DOUGLAS FIR SLATS, 587 LBS.

475-60-1D ADA ACCESSIBLE, 6' TABLE, (2) 6' BENCHES, DOUGLAS FIR SLATS, 591 LBS.

475-60I 6' TABLE, 2 BENCHES, IPE SLATS, 690 LBS.

475-60-1I ADA ACCESSIBLE, 6' TABLE, (2) 6' BENCHES, IPE SLATS, 694 LBS.

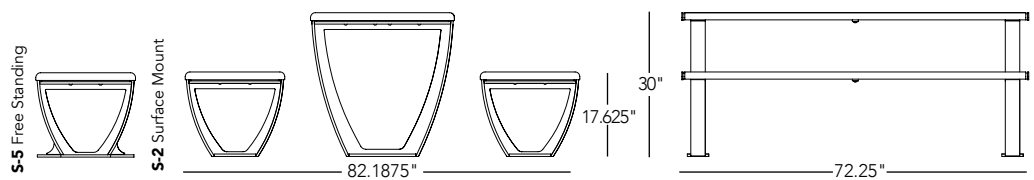
475-60TMR 6' TABLE, 2 BENCHES, THERMALLY MODIFIED RED OAK SLATS, 690 LBS.

475-60-1TMR ADA ACCESSIBLE, 6' TABLE, (2) 6' BENCHES, THERMALLY MODIFIED RED OAK SLATS, 694 LBS.

475-60HS 6' TABLE, 2 BENCHES, STEEL SLATS, 744 LBS.

475-60-1HS ADA ACCESSIBLE, 6' TABLE, (2) 6' BENCHES, STEEL SLATS, 744 LBS.

Support Options: Surface Mount (S-2) and Free Standing (S-5)





Shown in Argento

BENCH 59

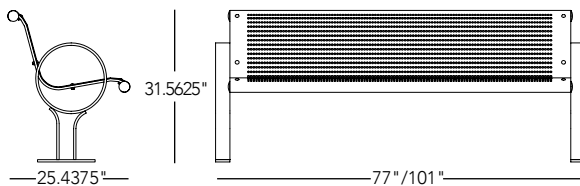
59-60 6' LONG, 198 LBS.

59-80 8' LONG, 235 LBS.

Add to unit price for center armrest

Support Options: Embedment (S-1), Surface Mount (S-2), Gull Wing (S-3), and Sub Floor (S-4)


- Perforated steel seat frame



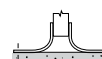
MOUNTING OPTIONS



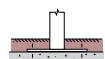
S-1
EMBEDMENT



S-2
SURFACE MOUNT



S-3
GULL WING



S-4
SUB FLOOR



Shown in Deep Red

BENCH 104

104-60 6' LONG, 165 LBS.

104-80 8' LONG, 181 LBS.

Add to unit price for center armrest

Support Options: Embedment (S-1), Surface Mount (S-2), Gull Wing (S-3), and Sub Floor (S-4)

- Perforated steel seat frame



Shown in Juniper Green with optional dome (DM) cover

RECEPTACLE 89

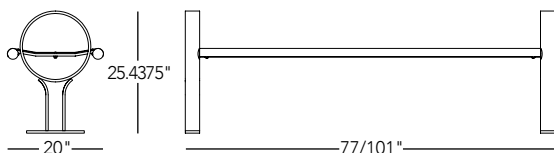
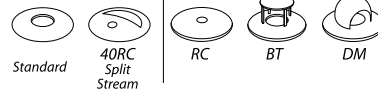
89-32 32-GALLON, 129 LBS.

89-40-RC 40-GALLON SPLIT STREAM RECYCLE, 136 LBS.

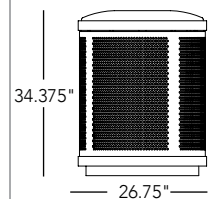
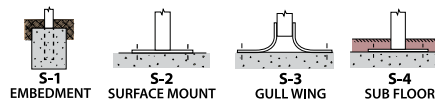
Emptying Method: Lift off lid emptying, HDPE liner

Listed Options

Additional Cover Options



BENCH MOUNTING OPTIONS



NEW FOR 2024, THE 520 SERIES IS NOW AVAILABLE WITH A FORMED LASER-CUT STEEL SEATING SURFACE.





BENCH 520

- 520-60I** 6' LONG, IPE, 358 LBS.
- 520-80I** 8' LONG, IPE, 426 LBS.
- 520-60TMR** 6' LONG, THERM MODIFIED OAK, 308 LBS.
- 520-80TMR** 8' LONG, THERM MODIFIED OAK, 366 LBS.
- 520-60PL** 6' LONG, RECYCLED PLASTIC, 323 LBS.
- 520-80PL** 8' LONG, RECYCLED PLASTIC, 376 LBS.
- 520-60TX** 6' LONG, WG RECYCLED PLASTIC, 323 LBS.
- 520-80TX** 8' LONG, WG RECYCLED PLASTIC, 376 LBS.
- 520-60VS** 6' LONG, STEEL, 340 LBS.
- 520-80VS** 8' LONG, STEEL, 410 LBS.

Add to unit price for armrests or table

- 2" x 4" Vertical wood or steel strap layout



BENCH 521

- 521-60I** 6' LONG, IPE, 240 LBS.
- 521-80I** 8' LONG, IPE, 279 LBS.
- 521-60TMR** 6' LONG, THERM MODIFIED OAK, 220 LBS.
- 521-80TMR** 8' LONG, THERM MODIFIED OAK, 254 LBS.
- 521-60PL** 6' LONG, RECYCLED PLASTIC, 218 LBS.
- 521-80PL** 8' LONG, RECYCLED PLASTIC, 249 LBS.
- 521-60TX** 6' LONG, WG RECYCLED PLASTIC, 218 LBS.
- 521-80TX** 8' LONG, WG RECYCLED PLASTIC, 249 LBS.
- 521-60VS** 6' LONG, STEEL, 272 LBS.
- 521-80VS** 8' LONG, STEEL, 328 LBS.

Add to unit price for armrests or table

- 2" x 4" Vertical wood or steel strap layout

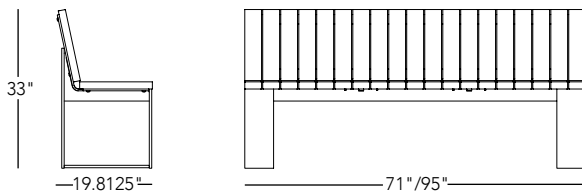


BENCH 522

- 522-60I** 6' LONG, IPE, 349 LBS.
- 522-80I** 8' LONG, IPE, 412 LBS.
- 522-60TMR** 6' LONG, THERM MODIFIED OAK, 299 LBS.
- 522-80TMR** 8' LONG, THERM MODIFIED OAK, 352 LBS.
- 522-60PL** 6' LONG, RECYCLED PLASTIC, 313 LBS.
- 522-80PL** 8' LONG, RECYCLED PLASTIC, 362 LBS.
- 522-60TX** 6' LONG, WG RECYCLED PLASTIC, 313 LBS.
- 522-80TX** 8' LONG, WG RECYCLED PLASTIC, 362 LBS.

Add to unit price for armrests or table

- 2" x 4" Horizontal wood layout

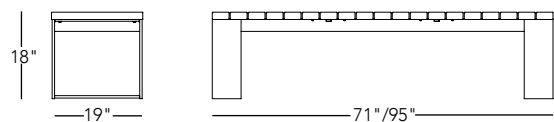


BENCH 523

- 523-60I** 6' LONG, IPE, 283 LBS.
- 523-80I** 8' LONG, IPE, 278 LBS.
- 523-60TMR** 6' LONG, THERM MODIFIED OAK, 218 LBS.
- 523-80TMR** 8' LONG, THERM MODIFIED OAK, 253 LBS.
- 523-60PL** 6' LONG, RECYCLED PLASTIC, 216 LBS.
- 523-80PL** 8' LONG, RECYCLED PLASTIC, 247 LBS.
- 523-60TX** 6' LONG, WG RECYCLED PLASTIC, 216 LBS.
- 523-80TX** 8' LONG, WG RECYCLED PLASTIC, 247 LBS.

Add to unit price for armrests or table

- 2" x 4" Horizontal wood layout





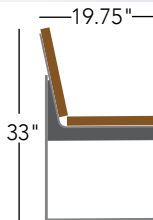
Three connected Bench 522/lumber



Three connected Bench 523/lumber

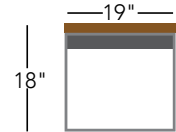
CONTINUOUS BENCH 520 AND 522

- Unlimited length
- 2"x4" Horizontal or vertical lumber layouts
- Vertical steel strap layout



CONTINUOUS BENCH 521 AND 523

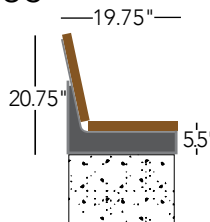
- Unlimited length
- 2"x4" Horizontal or vertical lumber layouts
- Vertical steel strap layout



WALL MOUNT CONTINUOUS BENCH 520 AND 522

W520 AND W522

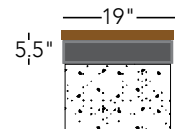
- Seat height 5.5" off wall
- Wall mounted benches have all the same versatility and limitless combinations seen on continuous benches.



WALL MOUNT CONTINUOUS BENCH 521 AND 523

W521 AND W523


- Seat height 5.5" off wall
- Wall mounted benches have all the same versatility and limitless combinations seen on continuous benches.



520 and W520



522 and W522



522VS and W522VS



521 and W521



523 and W523



521VS and W521VS



Seamless transitions between backed and backless benches



Four connected Bench R520/lumber

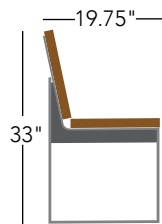


Three connected Bench R521/lumber

CURVED CONTINUOUS BENCH R520

R520

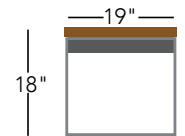
- Built to your specification, 48" minimum inside radius
- Unlimited length
- 2"x3" Vertical lumber layout
- Vertical steel strap layout



CURVED CONTINUOUS BENCH R521

R521

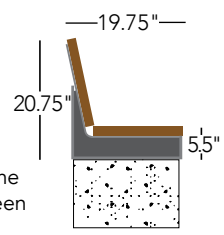
- Built to your specification, 48" minimum inside radius
- Unlimited length
- 2"x3" Vertical lumber layout
- Vertical steel strap layout



WALL MOUNT CURVED CONTINUOUS BENCH WR520

WR520

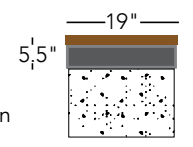
- Seat height 5.5" off wall
- Wall mounted benches have all the same versatility and limitless combinations seen on continuous benches.



WALL MOUNT CURVED CONTINUOUS BENCH WR521

WR521


- Seat height 5.5" off wall
- Wall mounted benches have all the same versatility and limitless combinations seen on continuous benches.



R520VS and WR520VS



R520 and WR520



R521VS and WR521VS



R521 and WR521



Seamless transitions between backed and backless curved benches



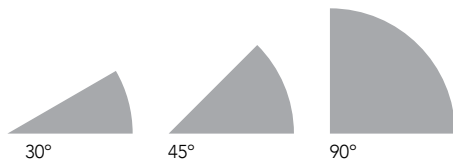
Three **522-60** benches connected with two **90° 528 Angle Connectors** shown in Argento finish/Thermally Modified Red Oak

528 ANGLE CONNECTOR

- Unlimited lengths(3 connected shown)
- 90°, 45°, and 30° angle connectors
- Horizontal or vertical wood and vertical steel surfaces
- Backed or backless



523-60 benches connected with **45° 528 Angle Connector**



ADD ON

Armrests or seat-mounted tables can be added to most 520 series seating surfaces.



Backed armrest, rounded corner



Backed armrest, square corner



Backless armrest, rounded corner



Backless armrest, square corner



14" seat-mounted table



SEAT ISLAND 524

Ipe slats

524-38I 38" x 38", 306 LBS.

524-76I 38" x 77", 435 LBS.

524-76B1I 38" x 77", OFF-CENTER BACKREST, 654 LBS.

524-76B3I 38" x 77", CENTER BACKREST, 654 LBS.

U524-76I 38" x 77", U SHAPE, 402 LBS.

Thermally Modified Red Oak slats

524-38TMR 38" x 38", 294 LBS.

524-76TMR 38" x 77", 406 LBS.

524-76B1TMR 38" x 77", OFF-CENTER BACKREST, 618 LBS.

524-76B3TMR 38" x 77", CENTER BACKREST, 618 LBS.

U524-76TMR 38" x 77", U SHAPE, 189 LBS.

Recycled Plastic slats

524-38PL 38" x 38", 282 LBS.

524-76PL 38" x 77", 385 LBS.

524-76B1PL 38" x 77", OFF-CENTER BACKREST, 566 LBS.

524-76B3PL 38" x 77", CENTER BACKREST, 566 LBS.

U524-76PL 38" x 77", U SHAPE, 368 LBS.

Wood Grain Recycled Plastic slats

524-38TX 38" x 38", 282 LBS.

524-76TX 38" x 77", 385 LBS.

524-76B1TX 38" x 77", OFF-CENTER BACKREST, 566 LBS.

524-76B3TX 38" x 77", CENTER BACKREST, 566 LBS.

U524-76TX 38" x 77", U SHAPE, 368 LBS.


Steel straps

524-38VS 38" x 38", 313 LBS.

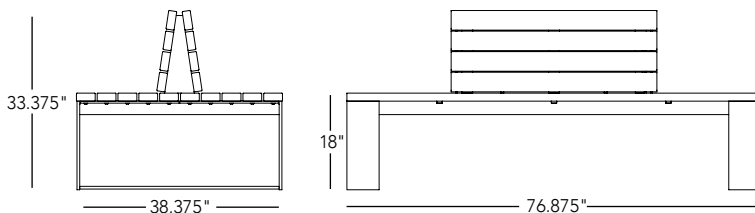
524-76VS 38" x 77", 450 LBS.

524-76B1VS 38" x 77", OFF-CENTER BACKREST, 670 LBS.

524-76B3VS 38" x 77", CENTER BACKREST, 670 LBS.



Steel strap seating surface





525-60 shown in Argento finish/Thermally Modified Red Oak


TABLE 525/526

Horizontal Layout

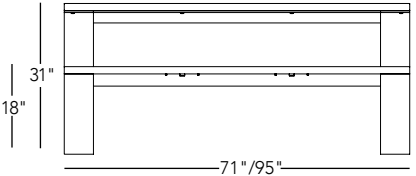
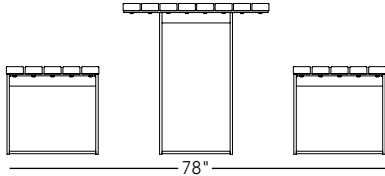
- 525-60I** 6' TABLE, IPE, 812 LBS.
- 525-663I** 6' ADA ACCESSIBLE, IPE, 748 LBS.
- 525-60TMR** 6' TABLE, THERMALLY MODIFIED OAK, 712 LBS.
- 525-663TMR** 6' ADA ACCESSIBLE, THERMALLY MODIFIED OAK, 663 LBS.
- 525-60PL** 6' TABLE, RECYCLED PLASTIC, 731 LBS.
- 525-663PL** 6' ADA ACCESSIBLE, RECYCLED PLASTIC, 678 LBS.
- 525-60TX** 6' TABLE, WG RECYCLED PLASTIC, 731 LBS.
- 525-663TX** 6' ADA ACCESSIBLE, WG RECYCLED PLASTIC, 678 LBS.

Vertical Layout

- 526-60I** 6' TABLE, IPE, 862 LBS.
- 526-663I** 6' ADA ACCESSIBLE, IPE, 786 LBS.
- 526-60TMR** 6' TABLE, THERMALLY MODIFIED OAK, 777 LBS.
- 526-663TMR** 6' ADA ACCESSIBLE, THERM MODIFIED OAK, 706 LBS.
- 526-60PL** 6' TABLE, RECYCLED PLASTIC, 762 LBS.
- 526-663PL** 6' ADA ACCESSIBLE, RECYCLED PLASTIC, 702 LBS.
- 526-60TX** 6' TABLE, WG RECYCLED PLASTIC, 762 LBS.
- 526-663TX** 6' ADA ACCESSIBLE, WG RECYCLED PLASTIC, 702 LBS.
- 526-60VS** 6' TABLE, STEEL, 903 LBS.
- 526-663VS** 6' ADA ACCESSIBLE, STEEL, 833 LBS.



ADA Accessible (model numbers w/-663)



TRADITIONAL CONTOUR STRAP CURVED BENCHES



RI58-120-6 6' LONG, 58 BENCH SUPPORTS, 120" INSIDE RADIUS, 281 LBS.



RI119-120-6 6' LONG, 119 BENCH SUPPORTS, 120" INSIDE RADIUS, 280 LBS.



R92-120-6 6' LONG, 92 BENCH SUPPORTS, 120" RADIUS, 214 LBS.



R120-120-6 6' LONG, 120 BENCH SUPPORTS, 120" RADIUS, 236 LBS.



RI93-120-6 6' LONG, 93 BENCH SUPPORTS, 120" INSIDE RADIUS, 278 LBS.



RI446-120-6 6' LONG, 446 BENCH SUPPORTS, 120" INSIDE RADIUS, 231 LBS.



R95-120-6 6' LONG, 95 BENCH SUPPORTS, 120" RADIUS, 211 LBS.



R283-120-6 6' LONG, 283 BENCH SUPPORTS, 120" RADIUS, 168 LBS.



RI93P-120-6 6' LONG, POST SUPPORTS, 120" INSIDE RADIUS, 250 LBS.



RI140-120-6 6' LONG, 140 BENCH SUPPORTS, 120" INSIDE RADIUS, 263 LBS.



R95P-120-6 6' LONG, POST SUPPORTS, 120" RADIUS, 174 LBS.



R144-120-6 6' LONG, 144 BENCH SUPPORTS, 120" RADIUS, 203 LBS.

Support Options: Embedment (S-1) and Surface Mount (S-2)



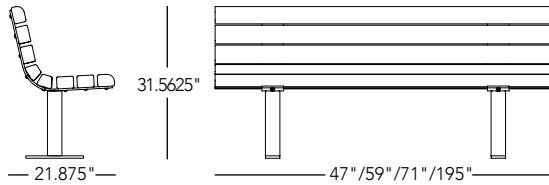


POST MOUNT BENCHES

Wood and recycled plastic post mount park style benches



Bench 88 Shown in Black finish/Walnut plastic



BENCH 88

Douglas Fir slats

88-60D 6' LONG, 2 SUPPORTS, 181 LBS.

88-80D 8' LONG, 2 SUPPORTS, 213 LBS.

Recycled Plastic slats

88-40PL 4' LONG, 2 SUPPORTS, 170 LBS.

88-50PL 5' LONG, 2 SUPPORTS, 192 LBS.

88-60PL 6' LONG, 3 SUPPORTS, 257 LBS.

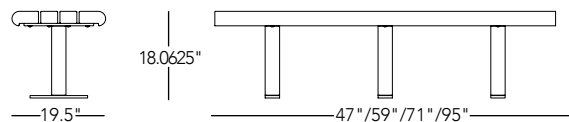
88-80PL 8' LONG, 3 SUPPORTS, 299 LBS.

Add to unit price per end/center armrest

Mounting Options: Embedment (S-1), Surface Mount (S-2), Gull Wing (S-3), and Sub Floor (S-4)



Bench 103 Shown in Black finish/Walnut plastic



BENCH 103

Recycled Plastic slats

103-40PL 4' LONG, 2 SUPPORTS, 116 LBS.

103-50PL 5' LONG, 2 SUPPORTS, 129 LBS.

103-60PL 6' LONG, 3 SUPPORTS, 175 LBS.

103-80PL 8' LONG, 3 SUPPORTS, 200 LBS.

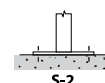
Add to unit price per end/center armrest

Mounting Options: Embedment (S-1), Surface Mount (S-2), Gull Wing (S-3), and Sub Floor (S-4)

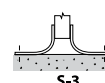
MOUNTING OPTIONS



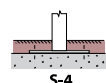
S-1 EMBEDMENT



S-2 SURFACE MOUNT



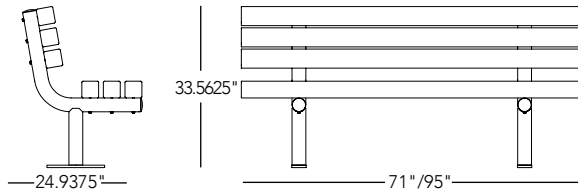
S-3 GULL WING



S-4 SUB FLOOR



Bench 11 Shown in Bronze finish/Grey plastic



BENCH 11/56

Douglas Fir slats

56-60D 6' LONG, 2 SUPPORTS, 174 LBS.

56-80D 8' LONG, 2 SUPPORTS, 210 LBS.

Recycled Plastic slats

11-60PL 6' LONG, 3 SUPPORTS, 223 LBS.

11-80PL 8' LONG, 3 SUPPORTS, 265 LBS.

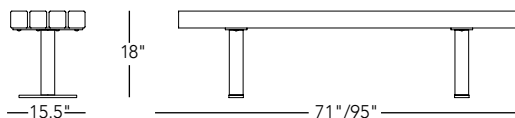
Add to unit price per end/center armrest

Mounting Options: Embedment (S-1), Surface Mount (S-2), and Sub Floor (S-4)

- 4" x 4" nominal slats
- 2.5" schedule 40 welded pipe supports



Bench 105 Shown in Bronze finish/Grey plastic



BENCH 105

Douglas Fir slats

105-60D 6' LONG, 2 SUPPORTS, 118 LBS.

105-80D 8' LONG, 2 SUPPORTS, 142 LBS.

Recycled Plastic slats

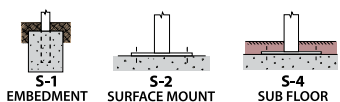
105-60PL 6' LONG, 3 SUPPORTS, 153 LBS.

105-80PL 8' LONG, 3 SUPPORTS, 180 LBS.

Add to unit price per end/center armrest

Mounting Options: Embedment (S-1), Surface Mount (S-2), and Sub Floor (S-4)

MOUNTING OPTIONS





Bench 138 Shown in Black finish/Cedar plastic

BENCH 138

Douglas Fir slats

138-60D 6' LONG, 2 SUPPORTS, 95 LBS.

138-80D 8' LONG, 2 SUPPORTS, 114 LBS.

Ipe slats

138-60I 6' LONG, 2 SUPPORTS, 129 LBS.

138-80I 8' LONG, 2 SUPPORTS, 161 LBS.

Thermally Modified Red Oak slats

138-60TMR 6' LONG, 2 SUPPORTS, 95 LBS.

138-80TMR 8' LONG, 2 SUPPORTS, 114 LBS.

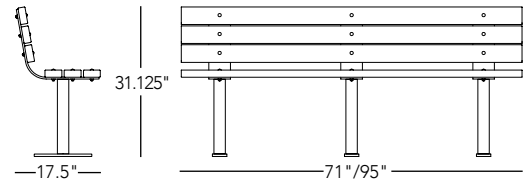
Recycled Plastic slats

138-60PL 6' LONG, 3 SUPPORTS, 126 LBS.

138-80PL 8' LONG, 3 SUPPORTS, 144 LBS.

Add to unit price per end/center armrest

Mounting Options: Embedment (S-1), Surface Mount (S-2), and Sub Floor (S-4)



Bench 139 Shown in Bronze finish/Grey plastic

BENCH 139

Douglas Fir slats

139-60D 6' LONG, 2 SUPPORTS, 67 LBS.

139-80D 8' LONG, 2 SUPPORTS, 79 LBS.

Ipe slats

139-60I 6' LONG, 2 SUPPORTS, 90 LBS.

139-80I 8' LONG, 2 SUPPORTS, 110 LBS.

Thermally Modified Red Oak slats

139-60TMR 6' LONG, 2 SUPPORTS, 67 LBS.

139-80TMR 8' LONG, 2 SUPPORTS, 79 LBS.

Recycled Plastic slats

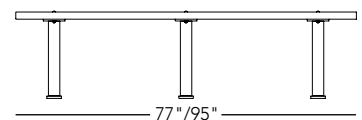
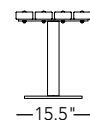
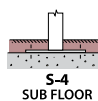
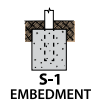
139-60PL 6' LONG, 3 SUPPORTS, 89 LBS.

139-80PL 8' LONG, 3 SUPPORTS, 101 LBS.

Add to unit price per end/center armrest

Mounting Options: Embedment (S-1), Surface Mount (S-2), and Sub Floor (S-4)

MOUNTING OPTIONS



POST MOUNT BENCHES



Bench 131-60PL Shown in Hunter Green finish/Cedar plastic

BENCH 35/131

Douglas Fir slats

35-60D 6' LONG, 2 SUPPORTS, 234 LBS.

35-80D 8' LONG, 2 SUPPORTS, 267 LBS.

Recycled Plastic slats

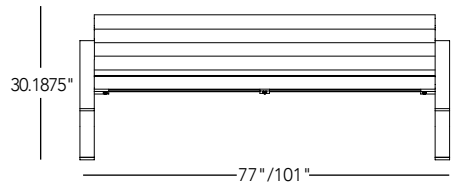
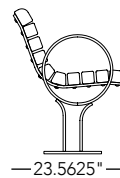
131-60PL 6' LONG, 3 SUPPORTS, 309 LBS.

131-80PL 8' LONG, 3 SUPPORTS, 352 LBS.

Add to unit price for center armrest

Mounting Options: Embedment (S-1), Surface Mount (S-2), Gull Wing (S-3), and Sub Floor (S-4)

• 3" x 1/2" welded steel end frames



Bench 34 Shown in Black finish/Ipe

BENCH 34

Douglas Fir slats

34-60D 6' LONG, 2 SUPPORTS, 138 LBS.

34-80D 8' LONG, 2 SUPPORTS, 158 LBS.

Ipe slats

34-60I 6' LONG, 2 SUPPORTS, 183 LBS.

34-80I 8' LONG, 2 SUPPORTS, 219 LBS.

Thermally Modified Red Oak slats

34-60TMR 6' LONG, 138 LBS.

34-80TMR 8' LONG, 158 LBS.

Recycled Plastic slats

34-60PL 6' LONG, 3 SUPPORTS, 159 LBS.

Wood Grain Recycled Plastic slats

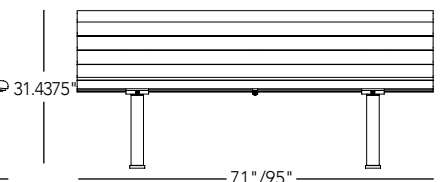
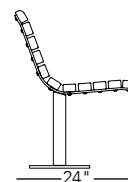
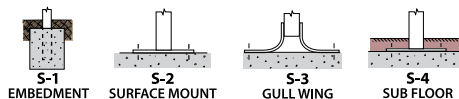
34-60TX 6' LONG, 3 SUPPORTS, 159 LBS.

Add to unit price per end/center armrest

Mounting Options: Embedment (S-1), Surface Mount (S-2), Gull Wing (S-3), and Sub Floor (S-4)

• 2" x 3" nominal slats

MOUNTING OPTIONS





Shown w/Black finish/Douglas Fir

BENCH 51

Douglas Fir slats

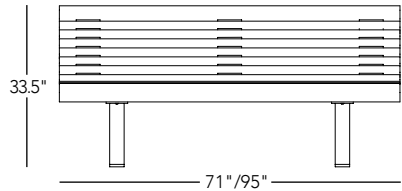
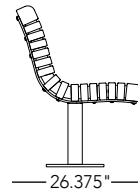
51-60D 6' LONG, 2 SUPPORTS, 245 LBS.

51-80D 8' LONG, 2 SUPPORTS, 293 LBS.

Add to unit price per end/center armrest

Mounting Options: Embedment (S-1),
Surface Mount (S-2), Gull Wing (S-3), and
Sub Floor (S-4)

- 2" x 4" and 4" x 4" nominal slats
- Factory assembled seat



Shown w/Black finish/Douglas Fir

BENCH 39

Douglas Fir slats

39-60D 6' LONG, 2 SUPPORTS, 170 LBS.

39-80D 8' LONG, 2 SUPPORTS, 199 LBS.

Add to unit price per end/center armrest

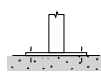
Mounting Options: Embedment (S-1),
Surface Mount (S-2), Gull Wing (S-3), and
Sub Floor (S-4)

- 2" x 3" and 3" x 4" nominal slats

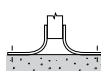
MOUNTING OPTIONS



S-1
EMBEDMENT



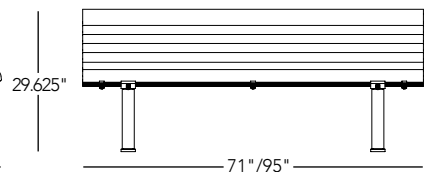
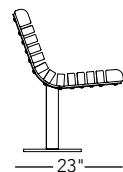
S-2
SURFACE MOUNT



S-3
GULL WING



S-4
SUB FLOOR



POST MOUNT BENCHES



Bench 163 Shown in Black finish/Cedar plastic

BENCH 163

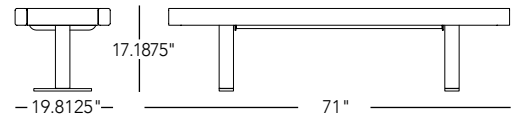
Recycled Plastic slats

163-60PL 6' LONG, 2 SUPPORTS, 158 LBS.

163-80PL 8' LONG, 3 SUPPORTS, 220 LBS.

Mounting Options: Embedment (S-1),
Surface Mount (S-2), Gull Wing (S-3), and
Sub Floor (S-4)

- Factory assembled



Bench 37 Shown in Bronze finish/Douglas Fir

BENCH 37

Douglas Fir slats

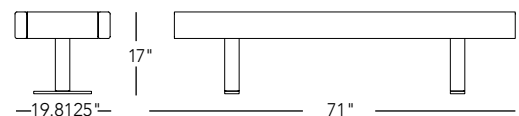
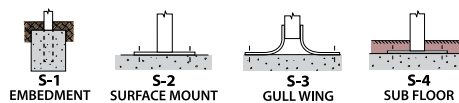
37-60D 6' LONG, 2 SUPPORTS, 165 LBS.

37-80D 8' LONG, 2 SUPPORTS, 193 LBS.

Mounting Options: Embedment (S-1),
Surface Mount (S-2), Gull Wing (S-3), and
Sub Floor (S-4)

- Factory assembled

MOUNTING OPTIONS





TRASH


BOTTLES & CANS

STOP

LITTER & RECYCLING RECEPTACLES

RECEPTACLE COVER OPTIONS

Standard Cover



STANDARD LID

Add-On Cover Options



RC- RECYCLE*



BT-BONNET



DM-DOME TOP

SPLIT STREAM RECYCLING

40-RC Split Liners and Recycle Cover

The "40-RC" denotation on the end of certain product numbers indicates the receptacle has two 20 gal. semicircular liners and a split material cover (as shown right).

- The following receptacles can be purchased new with this option: 41, 70, 84, 87, 89, 102, 107, 148, 157, 158, 170, 200/300, and 432.
- A split stream recycling retrofit kit can also be purchased for most existing DuMor units.



**Vinyl lettering shown on recycling covers above is not available on any textured powder coat finishes.*



Shown in Textured Charcoal



Shown in Argento with shield

RECEPTACLE 84

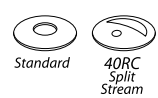
84-22 22-GALLON, 139 LBS.

84-32 32-GALLON, 186 LBS.

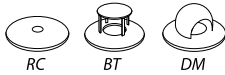
84-40-RC 40-GALLON SPLIT STREAM RECYCLE, 195 LBS.

Emptying Method: Cable attached lift off lid emptying, HDPE liner

Listed Options



Additional Cover Options



RECEPTACLE 158

158-22 22-GALLON, 186 LBS.

158-22SH 22-GALLON W/OPTIONAL STEEL SHIELD, 206 LBS.

158-32 32-GALLON, 238 LBS.

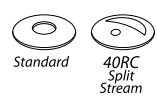
158-32SH 32-GALLON W/OPTIONAL STEEL SHIELD, 266 LBS.

158-40-RC 40-GALLON SPLIT STREAM RECYCLE, 249 LBS.

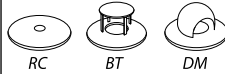
158-40SHRC 40-GALLON SPLIT STREAM RECYCLE W/OPTIONAL STEEL SHIELD, 277 LBS.

Emptying Method: Cable attached lift off lid emptying, HDPE liner

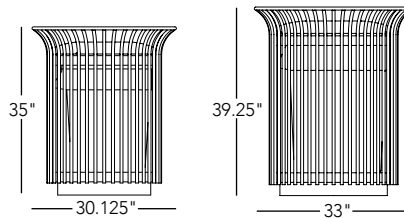
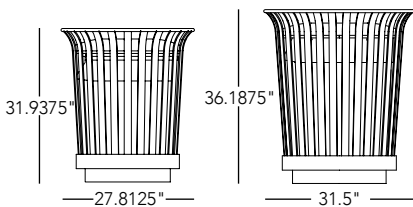
Listed Options



Additional Cover Options



- Optional 18-gauge liner-concealing shield (shown)





Shown in Black

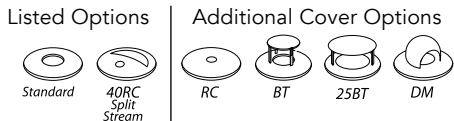


Shown in Textured Black

RECEPTACLE 157

- 157-22** 22-GALLON, 204 LBS.
- 157-22SH** 22-GALLON W/OPTIONAL STEEL SHIELD, 223 LBS.
- 157-32** 32-GALLON, 249 LBS.
- 157-32SH** 32-GALLON W/OPTIONAL STEEL SHIELD, 277 LBS.
- 157-40-RC** 40-GALLON SPLIT STREAM RECYCLE, 259 LBS.
- 157-40SHRC** 40-GALLON SPLIT STREAM RECYCLE W/OPTIONAL STEEL SHIELD, 287 LBS.

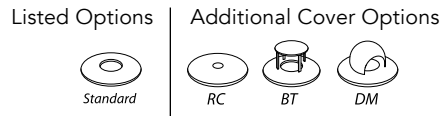
Emptying Method: Side door emptying, HDPE liner



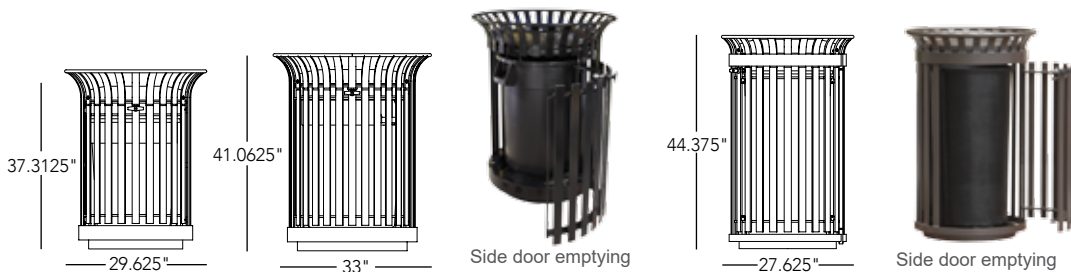
- Optional liner-concealing shield

RECEPTACLE 438

- 438-32** 32-GALLON, 240 LBS.
 - 438-32SH** 32-GALLON W/OPTIONAL STEEL SHIELD, 270 LBS.
- Emptying Method: Side door emptying, HDPE liner



- Optional liner-concealing shield





Shown in Black



Shown in Black

RECEPTACLE 107

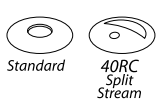
107-22 22-GALLON, 179 LBS.

107-32 32-GALLON, 257 LBS.


107-40-RC 40-GALLON SPLIT STREAM RECYCLE, 268 LBS.

Emptying Method: Cable attached lift off lid emptying, HDPE liner

Listed Options



Additional Cover Options



RECEPTACLE 87

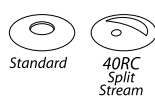
87-22 22-GALLON, 149 LBS.

87-32 32-GALLON, 192 LBS.

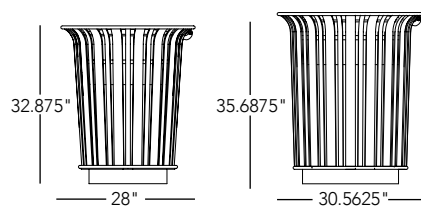
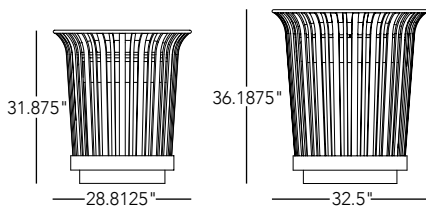
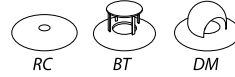
87-40-RC 40-GALLON SPLIT STREAM RECYCLE, 193 LBS.

Emptying Method: Hinged cover, HDPE liner

Listed Options



Additional Cover Options





Shown in Sudan, Heritage Brown, and Carlsbad



Shown in Argento

RECEPTACLE 432

432-22 22-GALLON, 103 LBS.

432-32 32-GALLON, 142 LBS.

432-40-RC 40-GALLON SPLIT STREAM RECYCLE, 150 LBS.

432-55 55-GALLON, 148 LBS.

Emptying Method: Cable attached lift off lid emptying, HDPE liner

Listed Options

Additional Cover Options



Standard



40RC
Split
Stream



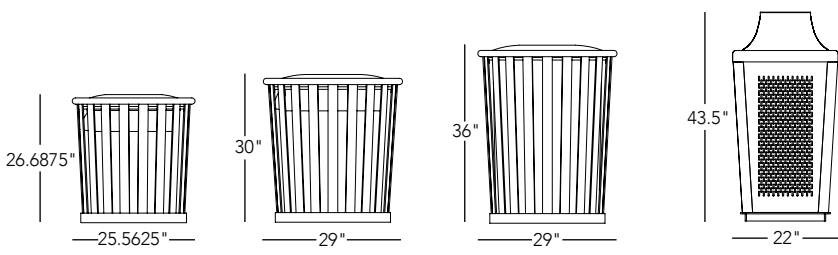
RC



BT



DM





286-32SH-FTO in Argento with shield



287-32SH-SO in Argento with shield

RECEPTACLE 286

286-32 32-GALLON, 224 LBS.

286-32SH 32-GALLON W/OPTIONAL STEEL SHIELD, 252 LBS.

Emptying Method: Side door emptying, HDPE liner

- Optional liner-concealing shield (shown)
- Recycle color coding and labeling available
- Labeling not available on any textured powder coat finishes
- Labeling located on band beneath cover

Cover Options

FTO	RC1	RC2
10" diameter	4" dia.	4" x 12"
	Labeling on Band: BOTTLES & CANS	Labeling on Band: MIXED RECYCLING

RECEPTACLE 287

287-32 32-GALLON, 240 LBS.

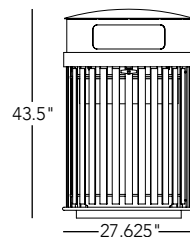
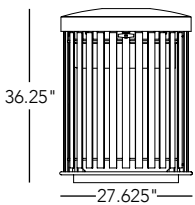
287-32SH 32-GALLON W/OPTIONAL STEEL SHIELD, 268 LBS.

Emptying Method: Side door emptying, HDPE liner

- Optional liner-concealing shield (shown)
- Recycle color coding and labeling available
- Labeling not available on any textured powder coat finishes
- Labeling located on band beneath cover

Cover Options

SO	RC1	RC2
5" x 16"	4" dia.	4" x 12"
	Labeling on Band: BOTTLES & CANS	Labeling on Band: MIXED RECYCLING





436-40SH in Charcoal w/Recycle Color Cover with shield



437-40SH in Charcoal w/Recycle Color Cover with shield

RECEPTACLE 436

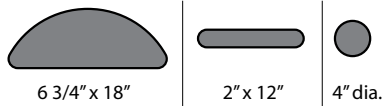
436-40 TWO 20-GAL. LINERS, 239 LBS.

436-40SH TWO 20-GAL. LINERS W/OPTIONAL STEEL SHIELD, 267 LBS.

Emptying Method: Side door emptying, HDPE liners

- Optional liner-concealing shield (shown)
- Various color and hole shape combinations available
- Labeling not available on any textured powder coat finishes

Hole Shape Options



RECEPTACLE 437

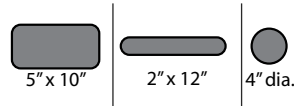
437-40 TWO 20-GAL. LINERS, 273 LBS.

437-40SH TWO 20-GAL. LINERS W/OPTIONAL STEEL SHIELD, 301 LBS.

Emptying Method: Side door emptying, HDPE liners

- Optional liner-concealing shield (shown)
- Various color and hole shape combinations available
- Labeling not available on any textured powder coat finishes

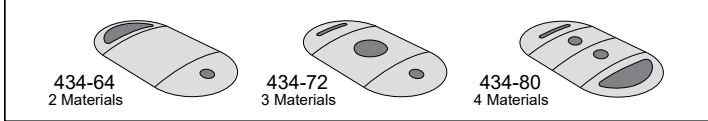
Hole Shape Options





434-72SH in Charcoal w/Recycle Color Cover with shield

Lid Combinations for Recycling 2, 3 or 4 Materials

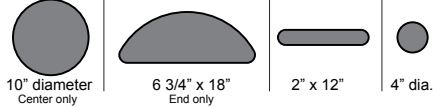


RECEPTACLE 434

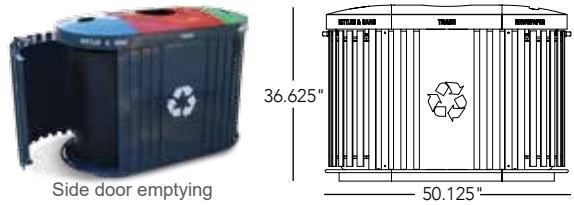
- 434-64** TWO OPENINGS, TWO 32-GAL. LINERS, 455 LBS.
- 434-64SH** TWO OPENINGS, TWO 32-GAL. LINERS W/ OPTIONAL STEEL SHIELD, 498 LBS.
- 434-72** THREE OPENINGS, ONE 32-GAL. & TWO 20-GAL. LINERS, 460 LBS.
- 434-72SH** THREE OPENINGS, ONE 32-GAL. & TWO 20-GAL. LINERS W/OPTIONAL STEEL SHIELD, 503 LBS.
- 434-80** FOUR OPENINGS, FOUR 20-GAL. LINERS, 464 LBS.
- 434-80SH** FOUR OPENINGS, FOUR 20-GAL. LINERS W/ SHIELD, 507 LBS.

Emptying Method: Side door emptying, HDPE Liners

Hole Shape Options

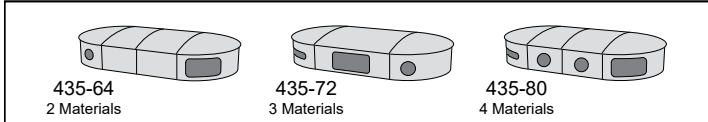


- 2 liner access doors
- Labeling not available on any textured powder coat finishes



435-72SH in Charcoal w/Recycle Color Cover with shield

Lid Combinations for Recycling 2, 3 or 4 Materials

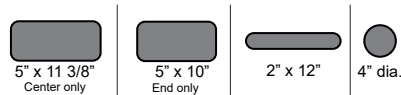


RECEPTACLE 435

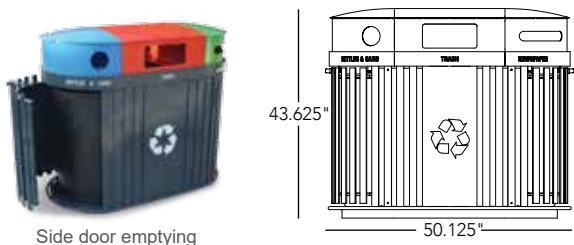
- 435-64** TWO OPENINGS, TWO 32-GAL. LINERS, 520 LBS.
- 435-64SH** TWO OPENINGS, TWO 32-GAL. LINERS W/ OPTIONAL STEEL SHIELD, 563 LBS.
- 435-72** THREE OPENINGS, ONE 32-GAL. & TWO 20-GAL. LINERS, 525 LBS.
- 435-72SH** THREE OPENINGS, ONE 32-GAL. & TWO 20-GAL. LINERS W/OPTIONAL STEEL SHIELD, 568 LBS.
- 435-80** FOUR OPENINGS, FOUR 20-GAL. LINERS, 529 LBS.
- 435-80SH** FOUR OPENINGS, FOUR 20-GAL. LINERS W/ OPTIONAL STEEL SHIELD, 573 LBS.

Emptying Method: Side door emptying, HDPE Liners

Hole Shape Options



- 2 liner access doors
- Labeling not available on any textured powder coat finishes



RECEPTACLE 170

170-32 32-GALLON, 126 LBS.

170-40-RC 40-GALLON SPLIT STREAM RECYCLE, 140 LBS.

Emptying Method: Hinged cover, HDPE liner

Listed Options

Additional Cover Options



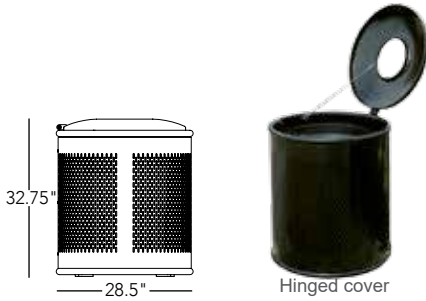
Standard

40RC Split Stream

RC

BT

DM



Hinged cover



Shown in Black

RECEPTACLE 41

Douglas Fir slats

41-22D 22-GALLON, 88 LBS.

41-32D 32-GALLON, 113 LBS.

41-40D-RC 40-GALLON, SPLIT STREAM RECYCLE, 122 LBS.

Ipe slats

41-22I 22-GALLON, 116 LBS.

41-32I 32-GALLON, 151 LBS.

41-40I-RC 40-GALLON SPLIT STREAM RECYCLE, 160 LBS.

Thermally Modified Red Oak slats

41-22TMR 22-GALLON, 88 LBS.

41-32TMR 32-GALLON, 113 LBS.

41-40TMR-RC 40-GALLON SPLIT STREAM RECYCLE, 122 LBS.

Recycled Plastic slats

41-22PL 22-GALLON, 94 LBS.

41-32PL 32-GALLON, 120 LBS.

41-40PL-RC 40-GALLON SPLIT STREAM RECYCLE, 129 LBS.

Emptying Method: Cable attached lift off lid emptying, HDPE liner

Mounting Options: Embedment (S-1) and Surface Mount (S-2)

Listed Options

Additional Cover Options



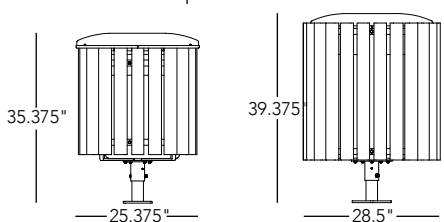
Standard

40RC Split Stream

RC

BT

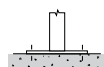
DM



MOUNTING OPTIONS



S-1 EMBEDMENT



S-2 SURFACE MOUNT



Shown in Black finish/Grey recycled plastic



Shown in Black finish/Cedar Plastic

RECEPTACLE 70

Top Deposit

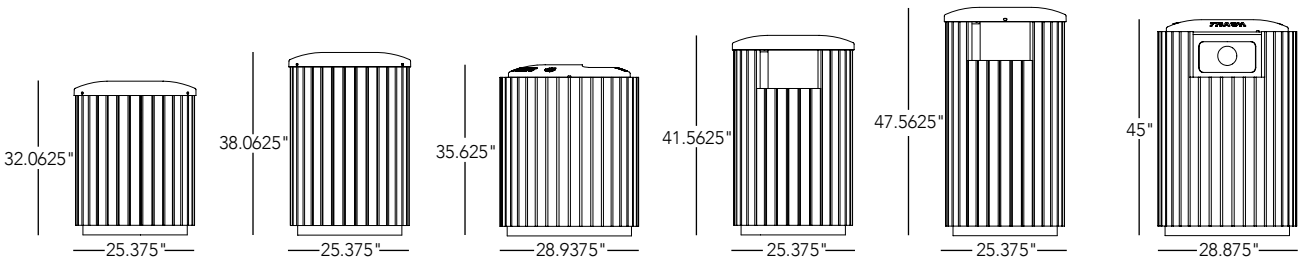
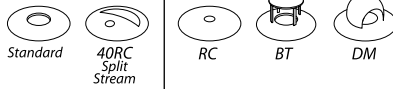
- 70-22D** 22-GAL., DOUGLAS FIR, 109 LBS.
- 70-22I** 22-GAL., IPE, 154 LBS.
- 70-22TMR** 22-GAL., THERM MODIFIED OAK, 117 LBS.
- 70-22PL** 22-GAL., RECYCLED PLASTIC, 119 LBS.
- 70-22TX** 22-GAL., WG RECYCLED PLASTIC, 119 LBS.
- 70-32TD** 32-GAL., DOUGLAS FIR, 118 LBS.
- 70-32TI** 32-GAL., IPE, 154 LBS.
- 70-32TMR** 32-GAL., THERM MODIFIED OAK, 130 LBS.
- 70-32TPL** 32-GAL., RECYCLED PLASTIC, 128 LBS.
- 70-32TTX** 32-GAL., WG RECYCLED PLASTIC, 128 LBS.
- 70-40D** 40-GAL. SPLIT STREAM RECYCLE, DOUGLAS FIR, 153 LBS.
- 70-40I** 40-GAL. SPLIT STREAM RECYCLE, IPE, 214 LBS.
- 70-40TMR** 40-GAL. SPLIT STREAM RECYCLE, THERM MODIFIED OAK, 154 LBS.
- 70-40PL** 40-GAL. SPLIT STREAM RECYCLE, RECYCLED PLASTIC, 169 LBS.
- 70-40TX** 40-GAL. SPLIT STREAM RECYCLE, WG RECYCLED PLASTIC, 165 LBS.

Side Deposit

- 70-22D-SO** 22-GAL., DOUGLAS FIR, 120 LBS.
- 70-22I-SO** 22-GAL., IPE, 176 LBS.
- 70-22TMR-SO** 22-GAL., THERM MODIFIED OAK, 147 LBS.
- 70-22PL-SO** 22-GAL., RECYCLED PLASTIC, 133 LBS.
- 70-22TX-SO** 22-GAL., WG RECYCLED PLASTIC, 133 LBS.
- 70-32TD-SO** 32-GAL., DOUGLAS FIR, 135 LBS.
- 70-32TI-SO** 32-GAL., IPE, 201 LBS.
- 70-32TMR-SO** 32-GAL., THERM MODIFIED OAK, 147 LBS.
- 70-32TPL-SO** 32-GAL., RECYCLED PLASTIC, 147 LBS.
- 70-32TTX-SO** 32-GAL., WG RECYCLED PLASTIC, 147 LBS.
- 70-40D-SO** 40-GAL. SPLIT STREAM RECYCLE, DOUGLAS FIR, 185 LBS.
- 70-40I-SO** 40-GAL. SPLIT STREAM RECYCLE, IPE, 257 LBS.
- 70-40TMR-SO** 40-GAL. SPLIT STREAM RECYCLE, THERM MODIFIED OAK, 197 LBS.
- 70-40PL-SO** 40-GAL. SPLIT STREAM RECYCLE, RECYCLED PLASTIC, 200 LBS.
- 70-40TX-SO** 40-GAL. SPLIT STREAM RECYCLE, WG RECYCLED PLASTIC, 200 LBS.

Listed Options

Additional Cover Options



PERSONALIZED RECEPTACLE 200/300

The 200 and 300 Series Receptacles allow custom laser cut designs to be emblazoned onto the side of the receptacle.

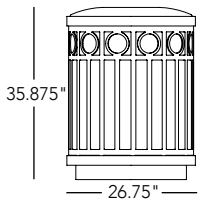
200 SERIES 32-GALLON PERSONALIZED RECEPTACLE WITH STEEL SHIELD, TOP EMPTYING

300 SERIES 32-GALLON PERSONALIZED RECEPTACLE WITH STEEL SHIELD, SIDE DOOR EMPTYING

Standard Cover | Additional Cover Options



Note: Available with 40 RC split liners and recycle cover. Contact your local DuMor Representative for pricing.



300 Series side opening door

EXAMPLES



RECEPTACLES FOUND IN THE COLLECTIONS SECTION



p. 17



p. 21



p. 25



p. 27



p. 31



p. 43



p. 45



p. 47



p. 53



p. 55



p. 57



p. 61





CHAIRS AND TABLES



510-201, 510-201NA, and 514-501 Shown in Charcoal and RAL selection/Ipe

CHAIR 510

Without Armrests

510-201NA CHAIR, IPE SEAT, W/O ARMS, 21 LBS.

510-201TMRNA CHAIR, THERMALLY MODIFIED RED OAK SEAT, W/O ARMS, 20 LBS.

510-201TXNA CHAIR, WOOD GRAIN RECYCLED PLASTIC SEAT, W/O ARMS, 17 LBS.

With Armrests

510-201 CHAIR, IPE SEAT, W/ARMS, 23 LBS.

510-201TMR CHAIR, THERMALLY MODIFIED RED OAK SEAT, W/ARMS, 22 LBS.

510-201TX CHAIR, WOOD GRAIN RECYCLED PLASTIC SEAT, W/ARMS, 20 LBS.

- Welded aluminum
- Stackable





Wood or Recycled Plastic Lumber



Solid Metal



Laser Cut



TABLE 514

514-30I 30" TABLE, IPE, 79 LBS.

514-30TMR 30" TABLE, THERMALLY MODIFIED RED OAK, 77 LBS.

514-30TX 30" TABLE, WOOD GRAIN RECYCLED PLASTIC, 72 LBS.

514-30HS 30" TABLE, LASER CUT METAL, 119 LBS.

514-30S 30" TABLE, SOLID METAL, 119 LBS.

514-50I 5' TABLE, IPE, 130 LBS.

514-50TMR 5' TABLE, THERMALLY MODIFIED RED OAK, 125 LBS.

514-50TX 5' TABLE, WOOD GRAIN RECYCLED PLASTIC, 115 LBS.

514-50HS 5' TABLE, LASER CUT METAL, 254 LBS.

514-50S 5' TABLE, SOLID METAL, 262 LBS.

- Steel table frame

TABLE 485

485-30I 30" TABLE, IPE, 81 LBS.

485-30TMR 30" TABLE, THERMALLY MODIFIED RED OAK, 81 LBS.

485-30TX 30" TABLE, WOOD GRAIN RECYCLED PLASTIC, 75 LBS.

485-30 30" TABLE, STEEL, 93 LBS.

- Steel table base

BENCH 513

513-40I 4' BENCH, IPE SEAT, 40 LBS.

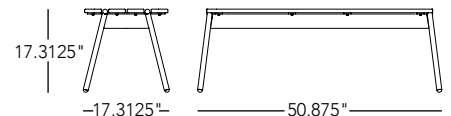


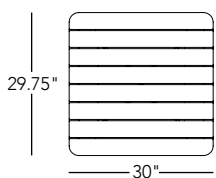
513-40TMR 4' BENCH, THERMALLY MODIFIED RED OAK, 38 LBS.

513-40TX 4' BENCH, WOOD GRAIN RECYCLED PLASTIC SEAT, 34 LBS.

- Welded aluminum



513-40I and 514-50I Shown in Recycle Red and Charcoal/Ipe





512-40I, 512-20INA, 512-20I in RAL selection and 516-40I shown in Textured Charcoal/Ipe

CHAIR 512

Without Armrests

- 512-20INA** LOUNGE CHAIR, IPE SEAT, W/O ARMS, 23 LBS.
- 512-20TMRNA** LOUNGE CHAIR, THERMALLY MODIFIED RED OAK SEAT, W/O ARMS, 22 LBS.
- 512-20TXNA** LOUNGE CHAIR, WOOD GRAIN RECYCLED PLASTIC SEAT, W/O ARMS, 19 LBS.
- 512-40INA** 4' LOUNGE BENCH, IPE SEAT, W/O ARMS, 53 LBS.
- 512-40TMRNA** 4' LOUNGE BENCH, THERMALLY MODIFIED RED OAK SEAT, W/O ARMS, 51 LBS.
- 512-40TXNA** 4' LOUNGE BENCH, WOOD GRAIN RECYCLED PLASTIC SEAT, W/O ARMS, 42 LBS.

With Armrests

- 512-20I** LOUNGE CHAIR, IPE SEAT, W/ARMS, 26 LBS.
- 512-20TMR** LOUNGE CHAIR, THERMALLY MODIFIED RED OAK SEAT, W/ARMS, 25 LBS.
- 512-20TX** LOUNGE CHAIR, WOOD GRAIN RECYCLED PLASTIC SEAT, W/ARMS, 22 LBS.
- 512-40I** 4' LOUNGE BENCH, IPE SEAT, W/ARMS, 55 LBS.
- 512-40TMR** 4' LOUNGE BENCH, THERMALLY MODIFIED RED OAK SEAT, W/ARMS, 53 LBS.
- 512-40TX** 4' LOUNGE BENCH, WOOD GRAIN RECYCLED PLASTIC SEAT, W/ARMS, 44 LBS.

• Welded aluminum



TABLE 516

- 516-40I** 4' COFFEE TABLE, IPE, 76 LBS.
- 516-40TMR** 4' COFFEE TABLE, TM RED OAK SEAT, 73 LBS.
- 516-40TX** 4' COFFEE TABLE, WG RECYCLED PLASTIC, 69 LBS.
- 516-40HS** 4' COFFEE TABLE, LASER CUT METAL, 150 LBS.
- 516-40S** 4' COFFEE TABLE, SOLID METAL, 154 LBS.



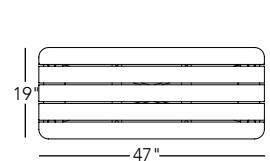
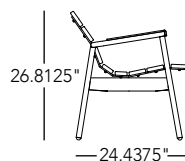
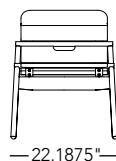
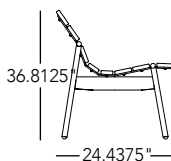
Wood or Recycled Plastic lumber



Solid Metal



Laser Cut





511-20I and 515-50I Shown in Black/Ipe

STOOL 511

- 511-20I BAR HEIGHT STOOL, IPE SEAT, 19 LBS.
- 511-20TMR BAR HEIGHT STOOL, THERMALLY MODIFIED RED OAK SEAT, 18 LBS.
- 511-20TX BAR HEIGHT STOOL, WOOD GRAIN RECYCLED PLASTIC SEAT, 17 LBS.

- Welded aluminum
- 29.5" seat height
- Stackable



TABLE 515

- 515-50I 5' BAR HEIGHT TABLE, IPE, 152 LBS.
- 515-50TMR 5' BAR HEIGHT TABLE, THERMALLY MODIFIED RED OAK SEAT, 147 LBS.
- 515-50TX 5' BAR HEIGHT TABLE, WOOD GRAIN RECYCLED PLASTIC, 137 LBS.
- 515-50HS 5' BAR HEIGHT TABLE, LASER CUT METAL, 276 LBS.
- 515-50S 5' BAR HEIGHT TABLE, SOLID METAL, 284 LBS.


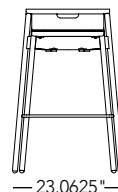
- 42" tall steel table



Wood or Recycled Plastic lumber

Solid Metal

Laser Cut





483-20INA and 484-30 Shown in White/Ipe



483-20HSNA Shown in Recycle Red



483-20HS Shown in Charcoal



484-30 Shown in White

CHAIR 483

483-20INA CHAIR, IPE SEAT, W/O ARMRESTS, 31 LBS.

483-20I CHAIR, IPE SEAT, W/ARMRESTS, 34 LBS.

483-20TMRNA CHAIR, THERMALLY MODIFIED RED OAK SEAT, W/O ARMRESTS, 56 LBS.

483-20TMR CHAIR, THERMALLY MODIFIED RED OAK SEAT, W/ARMRESTS, 63 LBS.

483-20HSNA CHAIR, STEEL SEAT, W/O ARMRESTS, 33 LBS.

483-20HS CHAIR, STEEL SEAT, W/ARMRESTS, 36 LBS.

- All-welded construction steel chair
- Stackable

TABLE 484


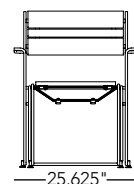
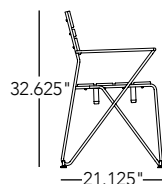
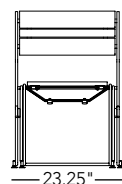
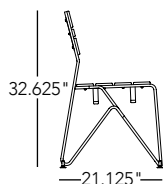
484-30 30" TABLE, STEEL, 57 LBS.

484-36 36" TABLE, STEEL, 73 LBS.

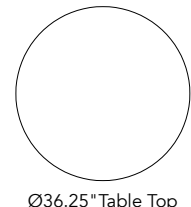
484-30PL 30" TABLE, RECYCLED PLASTIC, 61 LBS.

484-36PL 36" TABLE, RECYCLED PLASTIC, 67 LBS.

- Optional contrasting colors



Ø30" Table Top



Ø36.25" Table Top



481-20HS Shown in Argento and White and 482-42 shown in Argento



481-20INA Shown in Argento/Ipe



481-20HSNA Shown in Argento and white



482-42 Shown in Argento

CHAIR 481

With Armrests

481-20HS CHAIR, STEEL SEAT, W/ARMS, 61 LBS.

481-20I CHAIR, IPE SEAT, W/ARMS, 64 LBS.

481-20TMR CHAIR, THERMALLY MODIFIED RED OAK SEAT, W/ARMS, 63 LBS.

481-20TX CHAIR, WG RECYCLED PLASTIC, W/ARMS, 54 LBS.

Without Armrests

481-20HSNA CHAIR, STEEL SEAT, W/O ARMS, 54 LBS.

481-20INA CHAIR, IPE SEAT, W/O ARMS, 57 LBS.

481-20TMRNA CHAIR, THERMALLY MODIFIED RED OAK SEAT, W/O ARMS, 56 LBS.

481-20TXNA CHAIR, WG RECYCLED PLASTIC, W/O ARMS, 47 LBS.

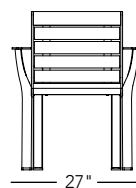
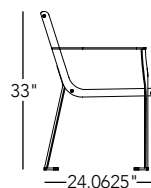
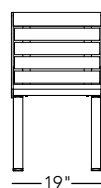
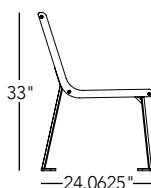



TABLE 482


482-36 36" TABLE, STEEL, 101 LBS.

482-42 42" TABLE, STEEL, 114 LBS.

- Umbrella hole upon request, additional cost



Ø36.25" Table Top



Ø42" Table Top



296HS Shown in Textured Charcoal

TABLE 296

Ipe Seats

296-36-20I 36" TABLE, 2 SEATS, IPE, 200 LBS.

296-36-40I 36" TABLE, 4 SEATS, IPE, 300 LBS.

296-42-20I ADA ACCESSIBLE 42" TABLE, 2 SEATS, 213 LBS.

296-42-30I ADA ACCESSIBLE 42" TABLE, 3 SEATS, 263 LBS.

296-42-40I 42" TABLE, 4 SEATS, IPE, 313 LBS.

Thermally Modified Red Oak Seats

296-36-20TMR 36" TABLE, 2 SEATS, TM RED OAK, 194 LBS.

296-36-40TMR 36" TABLE, 4 SEATS, TM RED OAK, 290 LBS.

296-42-20TMR ADA ACCESSIBLE 42" TABLE, 2 SEATS, 203 LBS.

296-42-30TMR ADA ACCESSIBLE 42" TABLE, 3 SEATS, 249 LBS.

296-42-40TMR 42" TABLE, 4 SEATS, TM RED OAK, 294 LBS.

Wood Grain Recycled Plastic Seats

296-36-20TX 36" TABLE, 2 SEATS, WG PLASTIC, 190 LBS.

296-36-40TX 36" TABLE, 4 SEATS, WG PLASTIC, 281 LBS.

296-42-20TX ADA ACCESSIBLE 42" TABLE, 2 SEATS, 203 LBS.

296-42-30TX ADA ACCESSIBLE 42" TABLE, 3 SEATS, 249 LBS.

296-42-40TX 42" TABLE, 4 SEATS, WG PLASTIC, 294 LBS.

Steel Seats

296-36-20HS 36" TABLE, 2 SEATS, STEEL, 200 LBS.

296-36-40HS 36" TABLE, 4 SEATS, STEEL, 301 LBS.

296-42-20HS ADA ACCESSIBLE 42" TABLE, 2 SEATS, 213 LBS.

296-42-30HS ADA ACCESSIBLE 42" TABLE, 3 SEATS, 264 LBS.

296-42-40HS 42" TABLE, 4 SEATS, STEEL, 314 LBS.

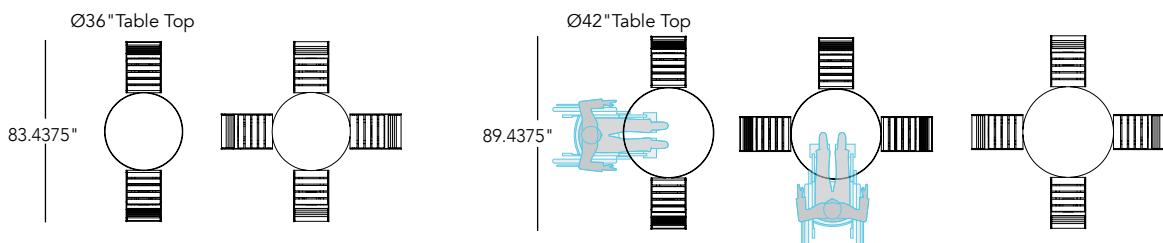
Mounting Options: Embedment (S-1), Surface Mount (S-2), and Sub Floor (S-4)

- Umbrella hole upon request, additional cost

MOUNTING OPTIONS



296 Wood Seat or Plastic





2971 Shown in Textured Charcoal/Ipe

TABLE 297

Ipe Seats

297-36-20I 36" TABLE, 2 SEATS, IPE, 170 LBS.

297-36-40I 36" TABLE, 4 SEATS, IPE, 240 LBS.

297-42-20I ADA ACCESSIBLE 42" TABLE, 2 SEATS, 182 LBS.

297-42-30I ADA ACCESSIBLE 42" TABLE, 3 SEATS, 218 LBS.

297-42-40I 42" TABLE, 4 SEATS, IPE, 253 LBS.

Thermally Modified Red Oak Seats

297-36-20TMR 36" TABLE, 2 SEATS, TM RED OAK, 190 LBS.

297-36-40TMR 36" TABLE, 4 SEATS, TM RED OAK, 281 LBS.

297-42-20TMR ADA ACCESSIBLE 42" TABLE, 2 SEATS, 203 LBS.

297-42-30TMR ADA ACCESSIBLE 42" TABLE, 3 SEATS, 249 LBS.

297-42-40TMR 42" TABLE, 4 SEATS, TM RED OAK, 294 LBS.

Wood Grain Recycled Plastic Seats

297-36-20TX 36" TABLE, 2 SEATS, WG PLASTIC, 165 LBS.

297-36-40TX 36" TABLE, 4 SEATS, WG PLASTIC, 230 LBS.

297-42-20TX ADA ACCESSIBLE 42" TABLE, 2 SEATS, 178 LBS.

297-42-30TX ADA ACCESSIBLE 42" TABLE, 3 SEATS, 211 LBS.

297-42-40TX 42" TABLE, 4 SEATS, WG PLASTIC, 243 LBS.

Steel Seats

297-36-20HS 36" TABLE, 2 SEATS, STEEL, 172 LBS.

297-36-40HS 36" TABLE, 4 SEATS, STEEL, 244 LBS.

297-42-20HS ADA ACCESSIBLE 42" TABLE, 2 SEATS, 184 LBS.

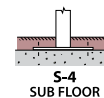
297-42-30HS ADA ACCESSIBLE 42" TABLE, 3 SEATS, 221 LBS.

297-42-40HS 42" TABLE, 4 SEATS, STEEL, 257 LBS.

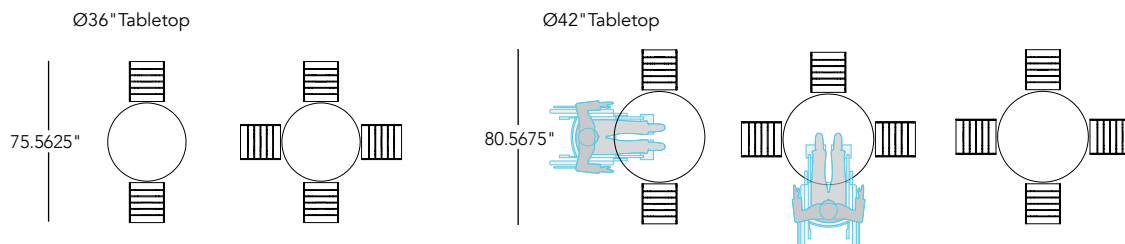
Mounting Options: Embedment (S-1), Surface Mount (S-2), and Sub Floor (S-4)

- Umbrella hole upon request, additional cost

MOUNTING OPTIONS



297 Steel Seat





299-60HS Shown in Black

TABLE SET 299

Ipe Surfaces

299-60I 6' LONG TABLE SET, IPE, 568 LBS.

299-60-1I ADA ACCESSIBLE TABLE SET, IPE, 556 LBS.

299-66I 6' TABLE SET, 6 SEATS, IPE, 687 LBS.

Thermally Modified Red Oak Surfaces

299-60TMR 6' LONG TABLE SET, TM RED OAK, 506 LBS.

299-60-1TMR ADA ACCESSIBLE TABLE SET, TM RED OAK, 518 LBS.

299-66TMR 6' TABLE SET, 6 SEATS, TM RED OAK, 637 LBS.

Recycled Plastic Surfaces

299-60PL 6' LONG TABLE SET, RECYCLED PLASTIC, 515 LBS.

299-60-1PL ADA ACCESSIBLE TABLE SET, RECYCLED PLASTIC, 509 LBS.

299-66PL 6' TABLE SET, 6 SEATS, RECYCLED PLASTIC, 642 LBS.

Wood Grain Recycled Plastic Surfaces

299-60TX 6' LONG TABLE SET, WOOD GRAIN PLASTIC, 515 LBS.

299-60-1TX ADA ACCESSIBLE TABLE SET, WOOD GRAIN PLASTIC, 509 LBS.

299-66TX 6' TABLE SET, 6 SEATS, WOOD GRAIN PLASTIC, 642 LBS.

Steel Surfaces

299-60HS 6' LONG TABLE SET, STEEL, 540 LBS.

299-60-1HS ADA ACCESSIBLE TABLE SET, STEEL, 531 LBS.

299-66HS 6' TABLE SET, 6 SEATS, STEEL, 661 LBS.

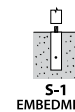
Mounting Options: Embedment (S-1), Surface Mount (S-2), and Free Standing (S-5)

- Umbrella hole upon request, additional cost



Ipe, Thermally Modified Red Oak, or Recycled Plastic

MOUNTING OPTIONS



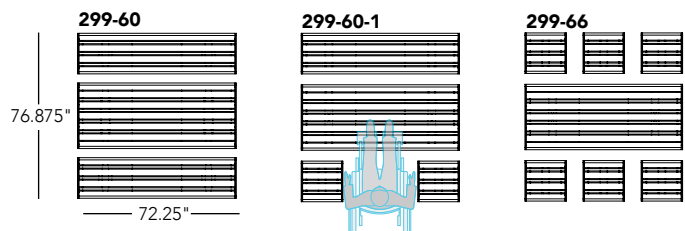
S-1
EMBEDMENT



S-2
SURFACE MOUNT



S-5
FREE STANDING





298-60HS Shown in Black

TABLE SET 298

Ipe Surfaces

298-60I 6' LONG TABLE SET, IPE, 500 LBS.

298-60-2I ADA ACCESSIBLE TABLE SET, IPE, 500 LBS.

Thermally Modified Red Oak Surfaces

298-60TMR 6' LONG TABLE SET, TM RED OAK, 450LBS.

298-60-2TMR ADA ACCESSIBLE TABLE SET, TM RED OAK, 450 LBS.

Recycled Plastic Surfaces

298-60PL 6' LONG TABLE SET, RECYCLED PLASTIC, 447 LBS.

298-60-2PL ADA ACCESSIBLE TABLE SET, RECYCLED PLASTIC, 447 LBS.

Wood Grain Recycled Plastic Surfaces

298-60TX 6' LONG TABLE SET, WOOD GRAIN PLASTIC, 447 LBS.

298-60-2TX ADA ACCESSIBLE TABLE SET, WOOD GRAIN PLASTIC, 447 LBS.

Steel Surfaces

298-60HS 6' LONG TABLE SET, STEEL, 472 LBS.

298-60-2HS ADA ACCESSIBLE TABLE SET, STEEL, 472 LBS.

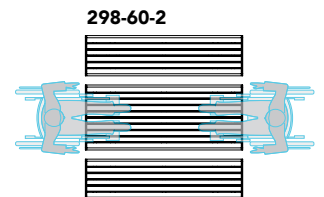
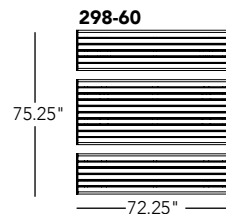
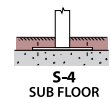
Support Options: Embedment (S-1), Surface Mount (S-2), and Sub Floor (S-4)

• Umbrella hole upon request, additional cost



Ipe, Thermally Modified Red Oak, or Recycled Plastic

MOUNTING OPTIONS





Five seat 294I Shown in Textured Charcoal finish/Ipe



294 Steel Seat



ADA Accessible 294-30HS



Four seat 294HS Shown in Textured Charcoal



Six seat 294HS Shown in Textured Charcoal

TABLE 294

Ipe Seats

294-30I ADA ACCESSIBLE 42" TABLE, 3 SEATS, 286 LBS.

294-40I 42" TABLE, 4 SEATS, IPE, 328 LBS.

294-50I 42" TABLE, 5 SEATS, IPE, 394 LBS.

294-60I 42" TABLE, 6 SEATS, IPE, 459 LBS.

Thermally Modified Red Oak Seats

294-30TMR ADA ACCESSIBLE 42" TABLE, 3 SEATS, 280 LBS.

294-40TMR 42" TABLE, 4 SEATS, TM RED OAK, 319 LBS.

294-50TMR 42" TABLE, 5 SEATS, TM RED OAK, 383 LBS.

294-60TMR 42" TABLE, 6 SEATS, TM RED OAK, 456 LBS.

Wood Grain Recycled Plastic Seats

294-30TX ADA ACCESSIBLE 42" TABLE, 3 SEATS, 272 LBS.

294-40TX 42" TABLE, 4 SEATS, WG PLASTIC, 308 LBS.

294-50TX 42" TABLE, 5 SEATS, WG PLASTIC, 370 LBS.

294-60TX 42" TABLE, 6 SEATS, WG PLASTIC, 430 LBS.

Steel Seats

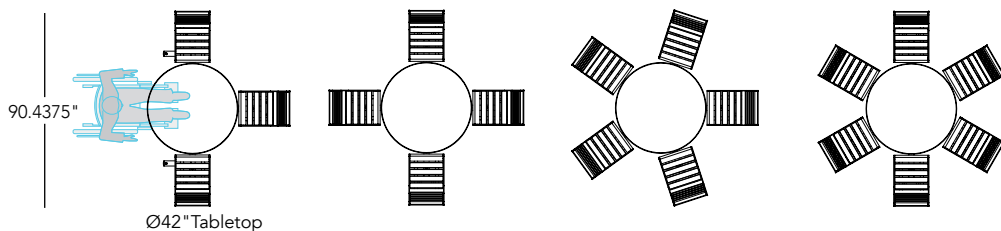
294-30HS ADA ACCESSIBLE 42" TABLE, 3 SEATS, 287 LBS.

294-40HS 42" TABLE, 4 SEATS, STEEL, 328 LBS.

294-50HS 42" TABLE, 5 SEATS, STEEL, 396 LBS.

294-60HS 42" TABLE, 6 SEATS, STEEL, 460 LBS.

- Umbrella hole upon request, additional cost





Five seat 295I Shown in Textured Charcoal finish/Ipe

TABLE 295

Ipe Seats

- 295-30I** ADA ACCESSIBLE 42" TABLE, 3 SEATS, 241 LBS.
- 295-40I** 42" TABLE, 4 SEATS, IPE, 268 LBS.
- 295-50I** 42" TABLE, 5 SEATS, IPE, 318 LBS.
- 295-60I** 42" TABLE, 6 SEATS, IPE, 368 LBS.

Thermally Modified Red Oak Seats

- 295-30TMR** ADA ACCESSIBLE 42" TABLE, 3 SEATS, 236 LBS.
- 295-40TMR** 42" TABLE, 4 SEATS, TM RED OAK, 260 LBS.
- 295-50TMR** 42" TABLE, 5 SEATS, TM RED OAK, 309 LBS.
- 295-60TMR** 42" TABLE, 6 SEATS, TM RED OAK, 356 LBS.

Wood Grain Recycled Plastic Seats

- 295-30TX** ADA ACCESSIBLE 42" TABLE, 3 SEATS, 234 LBS.
- 295-40TX** 42" TABLE, 4 SEATS, WG PLASTIC, 259 LBS.
- 295-50TX** 42" TABLE, 5 SEATS, WG PLASTIC, 306 LBS.
- 295-60TX** 42" TABLE, 6 SEATS, WG PLASTIC, 354 LBS.

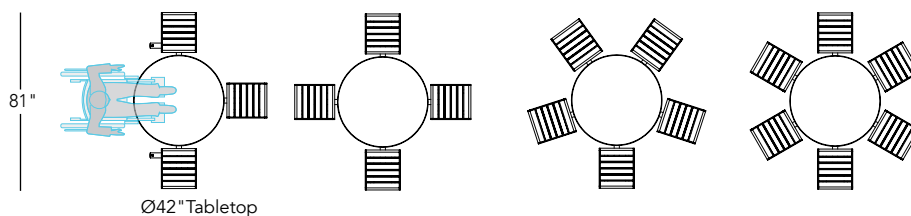
Steel Seats

- 295-30HS** ADA ACCESSIBLE 42" TABLE, 3 SEATS, 244 LBS.
- 295-40HS** 42" TABLE, 4 SEATS, STEEL, 272 LBS.
- 295-50HS** 42" TABLE, 5 SEATS, STEEL, 323 LBS.
- 295-60HS** 42" TABLE, 6 SEATS, STEEL, 374 LBS.

- Umbrella hole upon request, additional cost



295 Steel Seat





Shown in Argento

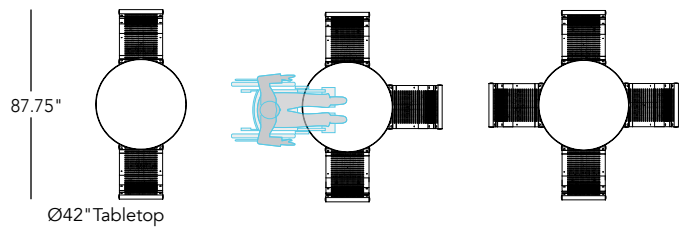
TABLE 101

101-20 TABLE, 2 SEATS, 242 LBS.

101-30 ADA ACCESSIBLE TABLE, 3 SEATS, 297 LBS.

101-40 TABLE, 4 SEATS, 344 LBS.

- Umbrella hole upon request, additional cost





Shown in Black

TABLE 448

- 448-32** TABLE, 35-1/2" SQ, 2 SEATS, 287 LBS.
- 448-33** TABLE, 35-1/2" SQ, 3 SEATS, 337 LBS.
- 448-34** TABLE, 35-1/2" SQ, 4 SEATS, 387 LBS.
- 448-42** ADA TABLE, 47-1/2" SQ, 2 SEATS, 414 LBS.
- 448-43** ADA TABLE, 47-1/2" SQ, 3 SEATS, 476 LBS.
- 448-44** TABLE, 47-1/2" SQ, 4 SEATS, 538 LBS.

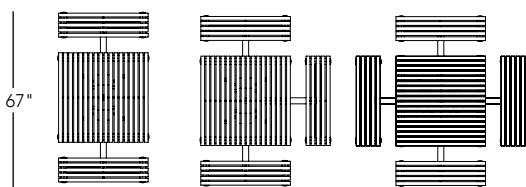
For optional game board, additional cost
 Mounting Options: Embedment (S-1), Surface Mount (S-2)*, and Sub Floor (S-4)*

- * For options S-2 and S-4, additional cost
- Umbrella hole upon request, additional cost

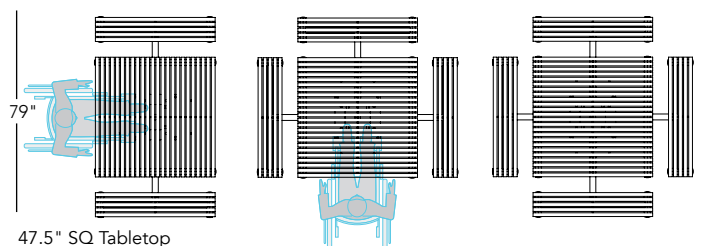


448 with game board

MOUNTING OPTIONS



35.5" SQ Tabletop



47.5" SQ Tabletop



Shown in Hunter Green finish/Grey plastic

TABLE 76

Douglas Fir slats

76-22D ADA, 2 SEATS, 2" X 4" SLATS, 296 LBS.

76-32D ADA, 2 SEATS, 3" X 4" SLATS, 358 LBS.

76-23D ADA, 3 SEATS, 2" X 4" SLATS, 356 LBS.

76-33D ADA, 3 SEATS, 3" X 4" SLATS, 427 LBS.

76-24D 4 SEATS, 2" X 4" SLATS, 416 LBS.

76-34D 4 SEATS, 3" X 4" SLATS, 496 LBS.

Ipe slats

76-22I ADA, 2 SEATS, 2" X 4" SLATS, 366 LBS.

76-23I ADA, 3 SEATS, 2" X 4" SLATS, 437 LBS.

76-24I 4 SEATS, 2" X 4" SLATS, 507 LBS.

Thermally Modified Red Oak slats

76-22TMR ADA, 2 SEATS, 2" X 4" SLATS, 296 LBS.

76-23TMR ADA, 3 SEATS, 2" X 4" SLATS, 356 LBS.

76-24TMR 4 SEATS, 2" X 4" SLATS, 416 LBS.

Recycled Plastic slats

76-22PL ADA, 2 SEATS, 2" X 4" SLATS, 333 LBS.

76-32PL ADA, 2 SEATS, 3" X 4" SLATS, 386 LBS.

76-23PL ADA, 3 SEATS, 2" X 4" SLATS, 398 LBS.

76-33PL ADA, 3 SEATS, 3" X 4" SLATS, 459 LBS.

76-24PL 4 SEATS, 2" X 4" SLATS, 462 LBS.

76-34PL 4 SEATS, 3" X 4" SLATS, 531 LBS.

Wood Grain Recycled Plastic slats

76-22TX ADA, 2 SEATS, 2" X 4" SLATS, 333 LBS.

76-23TX ADA, 3 SEATS, 2" X 4" SLATS, 398 LBS.

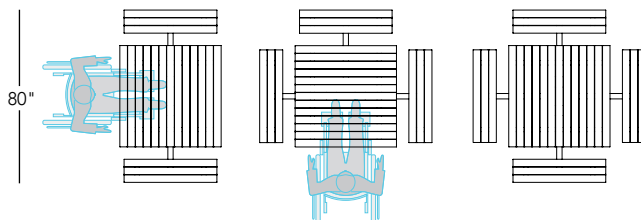
76-24TX 4 SEATS, 2" X 4" SLATS, 462 LBS.

Mounting Options: Embedment (S-1), Surface Mount (S-2)*, and Sub Floor (S-4)*

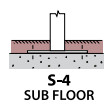
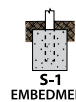
* For options S-2 and S-4, additional cost

• Umbrella hole upon request, additional cost

• Four foot square table top



MOUNTING OPTIONS





Shown in Blue finish/Cedar plastic



Game Board

GAME TABLE 78

Douglas Fir slats

78-32D 2 SEATS, 3" X 4" SLATS, 233 LBS.

78-33ADAD ADA ACCESSIBLE, 3 SEATS, 318 LBS.

78-34D 4 SEATS, 3" X 4" SLATS, 368 LBS.

Recycled Plastic slats

78-32PL 2 SEATS, 3" X 4" SLATS, 245 LBS.

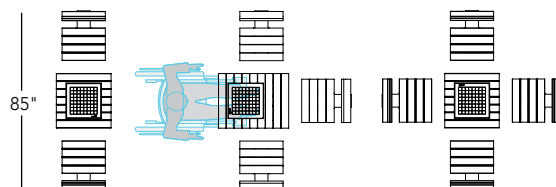
78-33ADAPL ADA ACCESSIBLE, 3 SEATS, 335 LBS.

78-34PL 4 SEATS, 3" X 4" SLATS, 387 LBS.

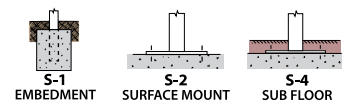
Mounting Options: Embedment (S-1), Surface Mount (S-2)*, and Sub Floor (S-4)*

* For options S-2 and S-4, additional cost

• Umbrella hole upon request, additional cost



MOUNTING OPTIONS





Shown in Juniper Green with Vertical Strap

TABLE 464

Table

464-60VS 6' TABLE, VERTICAL STRAP, 370 LBS.

464-60HS 6' TABLE, HORIZONTAL STRAP, 449 LBS.

464-60RB 6' TABLE, ROUND BAR, 410 LBS.

464-60D 6' TABLE, DOUGLAS FIR, 363 LBS.

464-60I 6' TABLE, IPE, 420 LBS.

464-60TMR 6' TABLE, THERMALLY MODIFIED RED OAK, 363 LBS.

464-60PL 6' TABLE, RECYCLED PLASTIC, 382 LBS.

464-60TX 6' TABLE, WOOD GRAIN RECYCLED PLASTIC, 382 LBS.

ADA Accessible Table

464-68VS ADA ACCESSIBLE TABLE, VERTICAL STRAP, 404 LBS.

464-68HS ADA ACCESSIBLE TABLE, HORIZONTAL STRAP, 491 LBS.

464-68RB ADA ACCESSIBLE TABLE, ROUND BAR, 447 LBS.

464-68D ADA ACCESSIBLE TABLE, DOUGLAS FIR, 394 LBS.

464-68I ADA ACCESSIBLE TABLE, IPE, 462 LBS.

464-68TMR ADA ACCESSIBLE TABLE, THERMALLY MODIFIED RED OAK, 394 LBS.

464-68PL ADA ACCESSIBLE TABLE, RECYCLED PLASTIC, 411 LBS.

464-68TX ADA ACCESSIBLE TABLE, WOOD GRAIN RECYCLED PLASTIC, 411 LBS.



Vertical Strap



Horizontal Strap



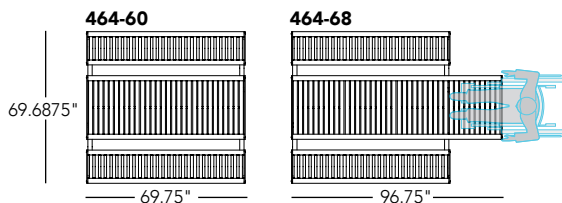
Round Bar



Ipe, Douglas Fir, Thermally Modified Red Oak



Traditional and Wood Grain Recycled Plastic





Shown in Juniper Green with Vertical Strap

TABLE 463

Two Seats

- 463-20VS** 42" DIA. TABLE, 2 SEATS, VERTICAL STRAP, 291 LBS.
- 463-20HS** 42" DIA. TABLE, 2 SEATS, HORIZONTAL STRAP, 315 LBS.
- 463-20RB** 42" DIA. TABLE, 2 SEATS, ROUND BAR, 307 LBS.
- 463-20D** 42" DIA. TABLE, 2 SEATS, DOUGLAS FIR, 301 LBS.
- 463-20I** 42" DIA. TABLE, 2 SEATS, IPE, 311 LBS.
- 463-20TMR** 42" DIA. TABLE, 2 SEATS, THERMALLY MODIFIED RED OAK, 301 LBS.
- 463-20PL** 42" DIA. TABLE, 2 SEATS, RECYCLED PLASTIC, 302 LBS.
- 463-20TX** 42" DIA. TABLE, 2 SEATS, WOOD GRAIN RECYCLED PLASTIC, 302 LBS.

Four Seats

- 463-40VS** 42" DIA. TABLE, 4 SEATS, VERTICAL STRAP, 406 LBS.
- 463-40HS** 42" DIA. TABLE, 4 SEATS, HORIZONTAL STRAP, 454 LBS.
- 463-40RB** 42" DIA. TABLE, 4 SEATS, ROUND BAR, 442 LBS.
- 463-40D** 42" DIA. TABLE, 4 SEATS, DOUGLAS FIR, 425 LBS.
- 463-40I** 42" DIA. TABLE, 4 SEATS, IPE, 444 LBS.
- 463-40TMR** 42" DIA. TABLE, 4 SEATS, THERMALLY MODIFIED RED OAK, 425 LBS.
- 463-40PL** 42" DIA. TABLE, 4 SEATS, RECYCLED PLASTIC, 427 LBS.
- 463-40TX** 42" DIA. TABLE, 4 SEATS, WOOD GRAIN RECYCLED PLASTIC, 427 LBS.



Vertical Strap



Horizontal Strap



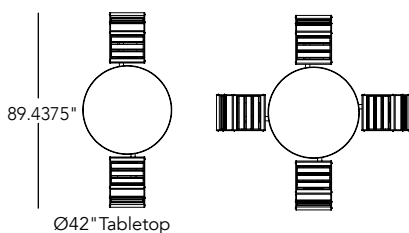
Round Bar



Ipe, Douglas Fir, Thermally Modified Red Oak



Traditional and Wood Grain Recycled Plastic





100-60PL Shown in Black finish/Cedar plastic

TABLE SET 75/100

Douglas Fir slats

75-60D 6' TABLE, 507 LBS.

75-80D 8' TABLE, 570 LBS.

75-68-1D ADA ACCESSIBLE TABLE, 544 LBS.

Recycled Plastic slats

100-60PL 6' TABLE, 603 LBS.

100-80PL 8' TABLE, 695 LBS.

100-68-1PL ADA ACCESSIBLE TABLE, 654 LBS.

Mounting Options: Embedment (S-1), Surface Mount (S-2), and Sub Floor (S-4)

- Umbrella hole upon request, additional cost

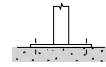


75-60D Shown in Bronze finish

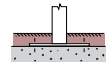
MOUNTING OPTIONS



S-1
EMBEDMENT



S-2
SURFACE MOUNT



S-4
SUB FLOOR

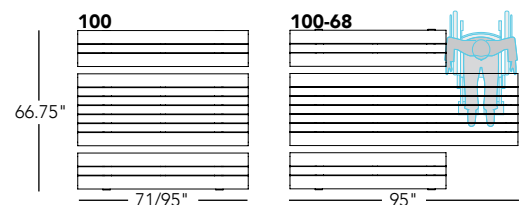
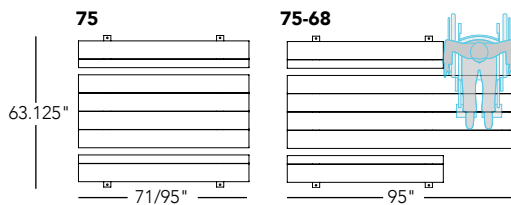




TABLE 72

- 2-3/8" O.D. galvanized steel frames
- 2" x 10" nominal top and seats (see chart for sizes and material)
- Special frames for Recycled Plastic
- Umbrella hole upon request, additional cost



TABLE 71

- 1-5/8" O.D. steel pipe frames
- 2" x 10" nominal top and seats (see chart for sizes and material)
- Special frames for Recycled Plastic
- Umbrella hole upon request, additional cost



TABLE 77

- 2-3/8" O.D. steel pipe frames
- 2" x 10" nominal top and seats (see chart for sizes and material)
- Special frames for Recycled Plastic
- Umbrella hole upon request, additional cost

**When purchasing 77 Series Frames, please indicate 6' or 8' lumber.*

	GALVANIZED FRAME	POWDER COAT FRAME	HOT GALVANIZED FRAME	POWDER COAT FRAME	HOT GALVANIZED FRAME
6' Douglas Fir	72-60D 205 lbs.	71-60D 170 lbs.	71-60HGD 170 lbs.	77-60D 213 lbs.	77-60HGD 213 lbs.
8' Douglas Fir	72-80D 241 lbs.	71-80D 206 lbs.	71-80HGD 206 lbs.	77-80D 251 lbs.	77-80HGD 251 lbs.
ADA Accessible, Douglas Fir	72-68-1D 227 lbs.	71-68-1D 191 lbs.	71-68-1HGD 191 lbs.	77-68-1D 234 lbs.	77-68-1HGD 234 lbs.
6' Aluminum	72-60A 148 lbs.	71-60A 112 lbs.	71-60HGA 112 lbs.	77-60A 153 lbs.	77-60HGA 153 lbs.
8' Aluminum	72-80A 161 lbs.	71-80A 125 lbs.	71-80HGA 125 lbs.	77-80A 168 lbs.	77-80HGA 168 lbs.
ADA Accessible, Aluminum	72-68-1A 160 lbs.	71-68-1A 123 lbs.	71-68-1HGA 123 lbs.	77-68-1A 164 lbs.	77-68-1HGA 164 lbs.
6' Recycled Plastic	72-60PL 279 lbs.	71-60PL 243 lbs.	71-60HGPL 243 lbs.	77-60PL 284 lbs.	77-60HGPL 284 lbs.
8' Recycled Plastic	72-80PL 328 lbs.	71-80PL 292 lbs.	71-80HGPL 292 lbs.	77-80PL 334 lbs.	77-80HGPL 334 lbs.
ADA Accessible, Recycled Plastic	72-68-1PL 321 lbs.	71-68-1PL 284 lbs.	71-68-1HGPL 284 lbs.	77-68-1PL 324 lbs.	77-68-1HGPL 324 lbs.
Frames and Hardware Only	72-20 102 lbs.	71-20 67 lbs.	71-20HG 67 lbs.	77-20 111 lbs.	77-20HG 111 lbs.



Shown uncoated w/Grey plastic

TABLE 156

- Recycled Plastic slats
- 156-60PL** 6', TABLE, 187 LBS.
- 156-80PL** 8', TABLE, 234 LBS.
- 156-68-1PL** ADA ACCESSIBLE PICNIC TABLE, 214 LBS.

For powder coated frames, additional cost

- Aluminum frame
- Umbrella hole upon request, additional cost

SEE OTHER TABLE STYLES IN THE COLLECTIONS SECTION



p. 22



p. 59





PLANTERS,
BIKE RACKS,
GRILLS,
ASH URNS,
AND
BOLLARDS



PLANTER 440

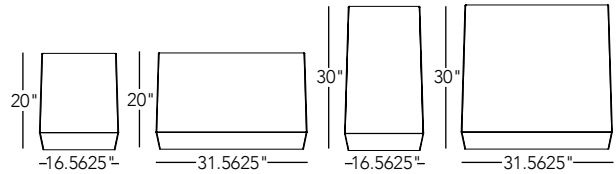
440-17X17S ALL STEEL PLANTER, 17" X 17" SHORT, 66 LBS.

440-17X32S ALL STEEL PLANTER, 17" X 32" SHORT, 99 LBS.

440-17X17T ALL STEEL PLANTER, 17" X 17" TALL, 93 LBS.

440-17X32T ALL STEEL PLANTER, 17" X 32" TALL, 141 LBS.

- Only available in Textured Charcoal, Textured Grey, Textured Silver, Textured Black, and Textured Rust powder coat finishes



PLANTER 441

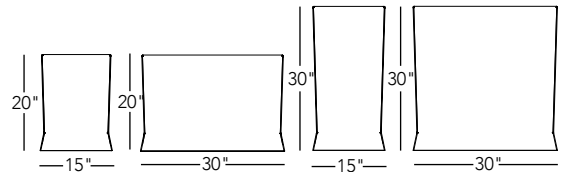
441-15X15S ALL STEEL PLANTER, 15" X 15" SHORT, 56 LBS.

441-15X30S ALL STEEL PLANTER, 15" X 30" SHORT, 94 LBS.

441-15X15T ALL STEEL PLANTER, 15" X 15" TALL, 86 LBS.

441-15X30T ALL STEEL PLANTER, 15" X 30" TALL, 135 LBS.

- Only available in Textured Charcoal, Textured Grey, Textured Silver, Textured Black, and Textured Rust powder coat finishes





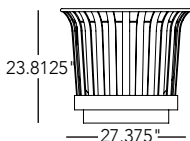
Shown in Deep Red

PLANTER 114

114-00 STEEL PLANTER, 108 LBS.

Add to unit price for self watering liner insert

- Complements Receptacles 84 and 157
- Sturdy polyethylene liner



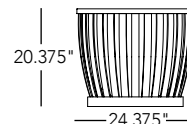
Shown in Hunter Green

PLANTER 431

431-00 STEEL PLANTER, 86 LBS.

Add to unit price for self watering liner option

- Complements Receptacle 429
- Sturdy polyethylene liner



Shown in Bronze

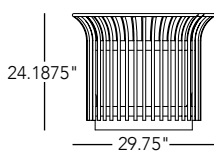
PLANTER 159

159-00 STEEL PLANTER, 137 LBS.

159-00SH STEEL PLANTER W/OPTIONAL STEEL SHIELD, 148 LBS.

Add to unit price for self watering liner option

- Shown w/optional shield
- Complements Receptacle 158
- Sturdy polyethylene liner



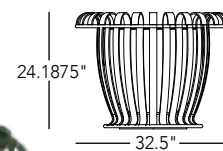
Shown in Black

PLANTER 184

184-00 STEEL PLANTER, 118 LBS.

Add to unit price for self watering liner insert

- Sturdy polyethylene liner





Shown in Black



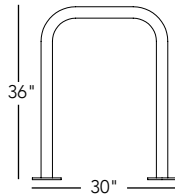
Shown in Argento

BIKE RACK 290

Available in either powder coat finish 290-00 or hot dip galvanized 290-00HG

- S-1 EMBEDMENT, 34 LBS.
- S-2 SURFACE PLATE, 34 LBS.
- S-4 SUB FLOOR, 36 LBS.

- Mounting hardware included
- 2" SCH. 40 Round pipe

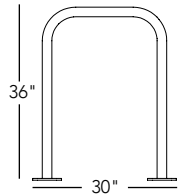


BIKE RACK 291

Available in either powder coat finish 291-00 or hot dip galvanized 291-00HG

- S-1 EMBEDMENT, 30 LBS.
- S-2 SURFACE PLATE, 31 LBS.
- S-4 SUB FLOOR, 30 LBS.

- Mounting hardware included
- 2" SQ x 1/4" wall steel tube



Shown in Black



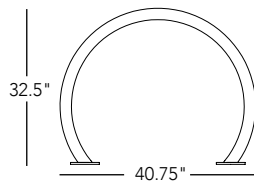
Shown in Argento

BIKE RACK 292

Available in either powder coat finish 292-00 or hot dip galvanized 292-00HG

- S-1 EMBEDMENT, 33 LBS.
- S-2 SURFACE PLATE, 39 LBS.
- S-4 SUB FLOOR, 35 LBS.

- Mounting hardware included
- 2" SCH. 40 Round pipe

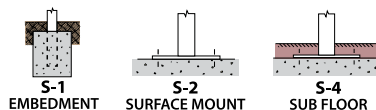
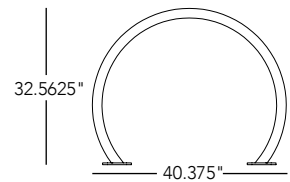


BIKE RACK 293

Available in either powder coat finish 293-00 or hot dip galvanized 293-00HG

- S-1 EMBEDMENT, 29 LBS.
- S-2 SURFACE PLATE, 30 LBS.
- S-4 SUB FLOOR, 33 LBS.

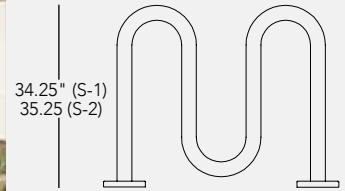
- Mounting hardware included
- 2" SQ x 1/8" wall steel tube



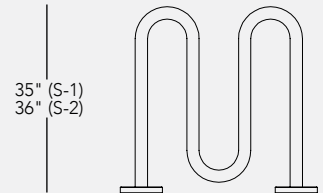
MOUNTING OPTIONS



125-30 Shown in Black
Shown with S-2 option covers



BIKE RACK 125
2-7/8" O.D. Tubing



BIKE RACK 130
2-3/8" O.D. Tubing

BIKE RACK 125/130

Available in either powder coat finish or hot dip galvanized

125-20 2-7/8" O.D., HOLDS 5 BIKES, 97 LBS.

125-30 2-7/8" O.D., HOLDS 7 BIKES, 134 LBS.

125-40 2-7/8" O.D., HOLDS 9 BIKES, 170 LBS.

Mounting Options: S-1 and S-2

- Mounting hardware included

130-20 2-3/8" O.D., HOLDS 5 BIKES, 62 LBS.

130-30 2-3/8" O.D., HOLDS 7 BIKES, 85 LBS.

130-40 2-3/8" O.D., HOLDS 9 BIKES, 107 LBS.



Shown in Bronze
Shown with S-2 option covers

BIKE RACK 83

83-00G Galvanized Loop

S-1 EMBEDMENT, 25 LBS.

S-2 SURFACE PLATE, 32 LBS.

S-4 SUB FLOOR, 28 LBS.

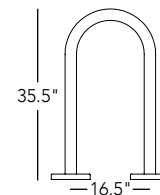
83-00 Powder Coated Loop

S-1 EMBEDMENT, 31 LBS.

S-2 SURFACE PLATE, 37 LBS.

S-4 SUB FLOOR, 34 LBS.

- Mounting hardware included



MOUNTING OPTIONS

BIKE RACKS



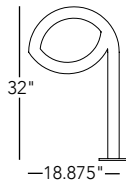
Shown in Hunter Green



Shown in Juniper Green

BIKE RACK 199

199-00 SINGLE LOOP BIKE RACK, 24 LBS.
 Mounting Options: S-1 and S-2
 • Mounting hardware included



BIKE RACK 466

466-60 STEEL BIKE RACK, 6 BIKES, 156 LBS.
 • Mounting hardware included



Shown in Black
 Shown with S-2 option covers



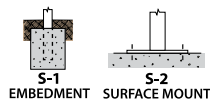
Shown in Galvanized

BIKE RACK 188

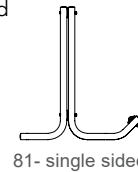
188-05 41-1/4" LONG, 5 OPENINGS, 61 LBS.
188-07 57-1/4" LONG, 7 OPENINGS, 70 LBS.
188-09 73-1/4" LONG, 9 OPENINGS, 79 LBS.
188-11 89-1/4" LONG, 11 OPENINGS, 89 LBS.
 Mounting Options: S-1 and S-2*
 * For support option S-2, additional cost
 • Mounting hardware included

BIKE RACK 81/82

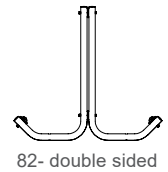
Single-Side Entry Bike Rack
81-50 5' LONG, 4 OPENINGS, 103 LBS.
 Dual-Side Entry Bike Rack
82-50 5' LONG, 8 OPENINGS, 118 LBS.
 • Powder coated versions available, additional cost
 • Mounting hardware included



MOUNTING OPTIONS



81- single sided



82- double sided



GRILL 21 & 22

- 21-00** EMBEDMENT, 83 LBS.
- 21-00/S-2** SURFACE MOUNT, 83 LBS.
- 22-00** FREE STANDING, 105 LBS.



GRILL 24

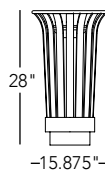
- 24-00** EMBEDMENT, 242 LBS.
- 24-00/S-2** SURFACE MOUNT, 242 LBS.



ASH URN 80

- 80-00** ALL-STEEL ASH URN, 51 LBS.

Shown in Black



ASH URN 423

- 423-00** ASH URN, 20 LBS.
- Side mount design
- Fits most tapered DuMor receptacles

BOLLARDS



Shown in Black

BOLLARD 400

400-36 36" HIGH 4" SCHEDULE 40 STEEL BOLLARD, 65 LBS.

400-42 42" HIGH 4" SCHEDULE 40 STEEL BOLLARD, 71 LBS.

Support Options: S-1, S-2, and S-1SL*

* For Bollards with support option S-1SL (ground sleeve supplied w/cap), additional cost and add 43 lbs. to weight.



Shown in Juniper Green

BOLLARD 401

401-36-2 36" HIGH BIKE BOLLARD-2 LOOPS, 76 LBS.

401-42-2 42" HIGH BIKE BOLLARD-2 LOOPS, 81 LBS.

Support Options: S-1, S-2, and S-1SL*

* For Bollards with support option S-1SL (ground sleeve supplied w/cap), additional cost and add 43 lbs. to weight.



Shown in Argento

BOLLARD 402

402-36 36" HIGH 6" SQUARE STEEL BOLLARD, 114 LBS.

402-42 42" HIGH 6" SQUARE STEEL BOLLARD, 124 LBS.

Support Options: S-1, S-2, and S-1SL*

* For Bollards with support option S-1SL (ground sleeve supplied w/cap), additional cost and add 43 lbs. to weight.



Shown in Black

BOLLARD 451

451-36 36" HIGH ROUND BOLLARD, 140 LBS.

451-42 42" HIGH ROUND BOLLARD, 151 LBS.

Support Options: S-1, S-2, and S-1X Secure w/8" pipe*

* For Bollards with support option S-1X, additional cost and add 154 lbs. to weight.



MOUNTING OPTIONS

CUSTOM PLAQUES



An attractive and enduring way to show sponsorship of a DuMor bench is with a dedication plaque. DuMor plaques are made of durable etched zinc with a bronze style finish. Zinc plaques are long lasting and offer versatility for etching detailed designs, crisp text, illustrations, and photo transfers. DuMor offers plaques in a wide range of sizes and shapes to meet specific needs. Most DuMor products can be fitted to display a dedication plaque; ask a DuMor Representative if your chosen product can accommodate a plaque to fit your specifications. Dedication plaques can be used in many ways including, remembrance of a loved one, company logo, town or city name, quotes, sports teams, school name, or family name. Given the versatility of DuMor dedication plaques on site furniture, many communities have had great success fully funding both benches and plaques with "Sponsor a Bench" programs which allow people to contribute to the community and place a message on a plaque.


Black and white camera-ready artwork is required for logos or special graphics. (Note: All requests are subject to our review and approval.)

- DuMor mounts plaques so they are flush with seating surfaces



CUSTOM CURVED BENCHES

With decades of experience creating site specific curved and continuous benches, DuMor's custom product department can design benches to virtually any radius your space requires. Contact a DuMor Representative with your bench preference and dimensions, and we will design a custom bench for your approval.





DUMOR CUSTOM PRODUCTS

In addition to our comprehensive selection of standard products, DuMor provides custom design and fabrication options to meet the needs of designers and architects whose requirements aren't always met by off-the-shelf site furnishings. Choose from a variety of high-quality raw materials including wood, steel, and recycled plastic, or customize with plaques and lettering options. DuMor's design flexibility makes creating a custom indoor or outdoor space easy and affordable. You'll see that DuMor's reputation for style and durability is reflected in every custom product. For more information on custom fabrication, please contact your local authorized DuMor Representative or call 800-598-4018.





6A-581-6-2PL



69-463-4OUT
Umbrella by other



6B-061PL, 6B-066PL, 6B-067PL, 6B-068PL



68-122-2AR



68-690-01



67-715



66-299-6



69-403 and 68-537



63-262 and 64-475-02



68-506-31-0001



68-092

DUMOR CUSTOM PRODUCTS



68-208-4



64-283-23



65-070



63-611PL



Table 78PL w/Chair 165-20PL

SUSTAINABILITY COMMITMENT

► Our Commitment to Sustainability

DuMor recognizes the importance of using recycled material in our entire product line. This reduces solid waste volumes in landfills, helps conserve natural resources, and limits the environmental impacts resulting from the extraction of virgin materials.

► Pre- and Post-consumer Recycled Content

We utilize pre- and post-consumer recycled material in all of our products. Pre-consumer material is material diverted from the waste stream during the manufacturing process. Post-consumer material contains waste material generated by households or by commercial, industrial, and institutional facilities in their role as end-users of the product which can no longer be used for its intended purpose. Used milk jugs and old railroad tracks are examples of post-consumer materials used in our products. Please contact your local DuMor Representative for details on the pre- and post-consumer recycled content of our products.

► Eco-friendly Material Composition

Our product line is composed of three primary materials: steel, recycled plastic, and sustainably-harvested wood, all of which possess eco-friendly attributes.

Thermally Modified Red Oak- Thermally Modified Red Oak utilizes a specialized process where the wood is heated (using steam) to a very high temperature to transform it on a molecular level into a highly-durable outdoor material. Red Oak (*Quercus rubra*) is an abundant, mild to fast growing, sustainable hardwood harvested in North America. One of the most plentiful trees in the U.S., Red Oak accounts for 18% of the U.S. hardwood growing stock. Furthermore, the plentifulness of this species makes the replacement rate impressively low -- it takes 1.04 seconds for the U.S. forests to replace 1 cubic meter, that is faster than most other hardwoods including Maple, White Oak, Ash, and Cottonwood(Poplar) to name a few. Beyond abundance, Red Oak wood is notably a sustainable material due to the species' carbon sequestration potential. Over its growing life it is able to absorb an abundance of carbon removing human-caused emissions of the greenhouse gas carbon dioxide from the earth's atmosphere. When the wood is harvested and used the carbon is not released back into the atmosphere like it would have been if the tree were to rot.

Sustainably-Harvested Wood- We make it a priority to purchase only sustainably-harvested wood derived from stringently-regulated timber source locations, including: California, Oregon, Washington, British Columbia, and Pennsylvania.

Steel- The majority of steel in our products contains over 80 percent recycled material, most of which is post-consumer. Our primary supplier of steel utilizes the Electric Arc Furnace (EAF) technology, which takes advantage of post-consumer scrap material for major feedstock, unlike blast furnace operations which use mined iron ore as major feedstock.

Recycled Plastic- Many of our products feature the PolyTuf Plastic Lumber product. PolyTuf is manufactured using 100% recycled milk jugs (post-consumer high density polyethylene). We also donate our scrap plastic to the manufacturing of new PolyTuf product, further reducing waste stream volumes.

► Compatibility with LEED® Rating System

Leadership for Energy and Environmental Design (LEED) is the world's most well-recognized and sought-after green building rating system, created and administered by the United States Green Building Council (USGBC). Achieving LEED certification is contingent upon earning credits, which provide guidelines for the design and construction of high performance, durable, healthful, affordable, and environmentally-sound buildings. Many of our products could help design teams earn LEED credits. Please contact your local Representative to learn more about how DuMor's products can help your project achieve LEED certification.



NUMERICAL INDEX

TERMS AND CONDITIONS

Prices are F.O.B. Mifflintown, PA, and are subject to change without notice. Terms are net 30 days from date of invoice to those customers with approved credit. All others, payment with order. Freight charges are as determined and collected by the carrier unless DuMor is instructed to prepay and add to the invoice for the merchandise. All products manufactured by DuMor, Inc., are warrantied against defect in materials and/or workmanship and in accordance with our published specifications for a period of five years. In addition to our standard five-year warranty on all products, Dumor also offers a limited twenty-year warranty against structural failure of all steel bench frames or complete steel bench assemblies, table frames, litter receptacle frames, steel planters and all cast iron and aluminum bench supports; limited ten-year warranty against structural failure of recycled plastic. These warranties cover only those items which have been installed and properly maintained according to our detailed instructions. These warranties do not cover claims for items having been subjected to misuse, neglect, accident, or vandalism. Contact your local DuMor Representative for details of the extended warranty program. DuMor is not responsible for loss or damage of products in transit. Any shortages or damage should be noted on the freight bill before signing. In the interest of product improvement, DuMor reserves the right to alter product design, material selection, or construction without notice.

The following benches are protected by U.S. Patent D632- 104: Bench 185, 194. The following benches are protected by U.S. Patent D629- 234: Bench 186, 195.

MODEL.....PAGE

11	Bench	73
17	Receptacle	17
19	Bench	23
21/22	Grill	119
24	Grill	119
34	Bench	75
35	Bench	75
37	Bench	77
39	Bench	76
41	Receptacle	87
51	Bench	76
56	Bench	73
57	Bench	24
58	Bench	20
59	Bench	60
70	Receptacle	88
71	Table	111
72	Table	111
75	Table	110
76	Table	106
77	Table	111
78	Game Table	107
80	Ash Urn	119
81/82	Bike Rack	118
83	Bike Rack	117
84	Receptacle	80
87	Receptacle	82
88	Bench	72
89	Receptacle	61
91	Bench	25
92	Bench	21
93	Bench	14
94	Bench	16
95	Bench	15
100	Table	110
101	Table	104
102	Receptacle	21
103	Bench	72
104	Bench	61
105	Bench	73
106	Bench	23
107	Receptacle	82
114	Planter	115
117	Bench	18
118	Bench	19
119	Bench	32
120	Bench	33
122	Planter	22
124	Receptacle	25
125	Bike Rack	117
130	Bike Rack	117
131	Bench	75
138	Bench	74
139	Bench	74
140	Bench	28
143	Bench	26
144	Bench	29
148	Receptacle	31

MODEL.....PAGE

152	Receptacle	27
156	Table	111
157	Receptacle	81
158	Receptacle	80
159	Planter	115
160	Bench	38
162	Bench	30
163	Bench	77
164	Bench	39
165	Bench	40
166	Bench	41
168	Bench	38
170	Receptacle	87
173	Bench	39
182	Receptacle	83
184	Planter	115
185	Bench	44
186	Bench	45
187	Receptacle	45
188	Bike Rack	118
190	Bench	42
191	Bench	43
194	Bench	46
195	Bench	47
196	Receptacle	47
199	Bike Rack	118
200/300 Series		89
270	Bench	52
271	Bench	53
272	Receptacle	53
282	Bench	35
283	Bench	35
284	Bench	37
285	Bench	37
286	Receptacle	84
287	Receptacle	84
290	Bike Rack	116
291	Bike Rack	116
292	Bike Rack	116
293	Bike Rack	116
294	Table	102
295	Table	103
296	Table	98
297	Table	99
298	Table	101
299	Table	100
400-402 Bollards		120
423	Ash Urn	119
429	Receptacle	43
431	Planter	115
432	Receptacle	83
434	Receptacle	86
435	Receptacle	86
436	Receptacle	85
437	Receptacle	85
438	Receptacle	81
440	Planter	114
441	Planter	114

MODEL.....PAGE

443	Table	22
446	Bench	34
447	Bench	36
448	Table	105
451	Bollard	120
463	Table	109
464	Table	108
466	Bike Rack	118
470	Bench	58
471	Bench	58
472	Bench	56
473	Bench	57
474	Receptacle	57
475	Table	59
481	Chair	97
482	Table	97
483	Chair	96
484	Table	96
485	Table	93
490	Bench	8
491	Bench	9
492	Bench	9
493	Bench	10
494	Bench	11
495	Bench	11
496	Bench	12
497	Bench	13
498	Bench	13
500	Bench	54
501	Bench	55
502	Receptacle	55
505	Bench	49
506	Bench	50
507	Bench	51
510	Chair	92
511	Stool	95
512	Lounge Chair	94
513	Bench	93
514	Table	93
515	Table	95
516	Table	94
520	Bench	63
521	Bench	63
522	Bench	63
523	Bench	63
524	Seat Island	67
525/526 Table		68
528	Bench Connector	66
Continuous 520/522		64
Continuous 521/523		64
Continuous R520		65
Continuous R521		65
Contour Strap Curved Benches		69
Custom Curved Benches		122-123
Custom Fabrication		124-127
Custom Plaques		121
Finishes/Color		3

YOUR DUMOR CONSULTANT IS:



DuMor, Inc.
Mifflintown, PA 17059-0142

DUMOR.COM

Phone: 717-436-2106
Toll-Free: 800-598-4018
Fax: 717-436-9839
sales@dumor.com